



SOUTHERN ILLINOIS

2021

HARVEST RESULTS

WE LIVE HERE. WE FARM HERE.
WE KNOW ILLINOIS.

LOCALLY TESTED LOCALLY PROVEN

STONE SEED™ LOCAL TESTING LOCATIONS



● CORN

● SOYBEANS



COMPREHENSIVE SOLUTIONS

to Help Maximize Your Yield Potential

CORN



Our SmartStax® RIB Complete® corn blend products offer two built-in modes of action for corn rootworm, the billion-dollar bug. Plus, it's a RIB Complete corn blend, which means refuge compliance for the corn growing area is easier than ever.

- Broad-spectrum insect control to combat corn rootworm, corn earworm, European corn borer, black cutworm, southwestern corn borer and fall armyworm
- Two sites of action to help the plant withstand glyphosate and glufosinate herbicide applications



Our VT Double PRO® RIB Complete® corn blend products deliver above-ground pest control in a simple, convenient, refuge-in-a-bag solution.

- The first double-stacked corn trait with two ways to control above-ground insects
- An additional site of action helps plants withstand glyphosate to prevent weeds from competing with corn by robbing plants of crucial nutrients and water



Trecepta® Technology helps reduce yield loss by protecting your corn crop from a wide range of above-ground pests.

- Built on the proven VT Double PRO® Technology, Trecepta Technology gives you more complete control of corn borers (European and southwestern), fall armyworm, western bean cutworm, black cutworm and corn earworm



Available in 2022,¹ SmartStax® PRO Technology combines the proven benefits of SmartStax® Technology corn rootworm protection with an additional, unique RNAi-based mode of action, providing improved corn rootworm control over a range of pressure.²

TRAIT IDENTIFICATION

SSRIB	SmartStax® RIB Complete® Corn Blend
VT2PRIB	VT Double PRO® RIB Complete® Corn Blend
DGVT2PRIB ..	DroughtGard® Hybrids With VT Double PRO® RIB Complete® Corn Blend
TRERIB	Trecepta® RIB Complete® Corn Blend
CONV	Conventional

1. SmartStax® PRO RIB Complete® corn blend will be commercially available for the 2022 growing season.

2. Based upon 2019-2020 Bayer internal trials comparing leading corn rootworm technologies in fields with moderate to heavy corn rootworm pressure.





FIRST CLASS CORN SEED PROVEN TO PERFORM IN ILLINOIS SOIL



EARLY SEASON
BRAND BLEND

MID SEASON
BRAND BLEND

LATE SEASON
BRAND BLEND

5858RIB
0931SS
6078RIB

6198RIB
1332SS
6368RIB

6458RIB
6548RIB
1521SS



EARLY SEASON
BRAND BLEND

MID SEASON
BRAND BLEND

LATE SEASON
BRAND BLEND

DG5942RIB
6072RIB
1132TRE

6362RIB
DG6382RIB
DG6482RIB

6542RIB
6622RIB
1812DP

Bayer is a member of Excellence Through Stewardship® (ETS). Bayer products are commercialized in accordance with ETS Product Launch Stewardship Guidance, and in compliance with Bayer's Policy for Commercialization of Biotechnology-Derived Plant Products in Commodity Crops. Commercialized products have been approved for import into key export markets with functioning regulatory systems. Any crop or material produced from this product can only be exported to, or used, processed or sold in countries where all necessary regulatory approvals have been granted. It is a violation of national and international law to move material containing biotech traits across boundaries into nations where import is not permitted. Growers should talk to their grain handler or product purchaser to confirm their buying position for this product. Excellence Through Stewardship® is a registered trademark of Excellence Through Stewardship.

ALWAYS READ AND FOLLOW PESTICIDE LABEL DIRECTIONS. B.T. products may not yet be registered in all states. Check with your seed brand representative for the registration status in your state.

IMPORTANT IRM INFORMATION: RIB Complete® corn blend products do not require the planting of a structured refuge **except** in the Cotton-Growing Area where corn earworm is a significant pest. See the IRM/Grower Guide for additional information. Always read and follow IRM requirements.

Performance may vary, from location to location and from year to year, as local growing, soil and weather conditions may vary. Growers should evaluate data from multiple locations and years whenever possible and should consider the impacts of these conditions on the grower's fields.

Roundup Ready® 2 Technology contains genes that confer tolerance to glyphosate. Glyphosate will kill crops that are not tolerant to glyphosate. Insect control technology provided by Vip3A is utilized under license from Syngenta Crop Protection AG. Herculex® is a registered trademark of Dow AgroSciences LLC. Agrisure Viptera® is a registered trademark of a Syngenta group company. LibertyLink® and the Water Droplet Design® is a trademark of BASF Corporation. Respect the Refuge and Corn Design® and Respect the Refuge® are registered trademarks of National Corn Growers Association. RIB Complete®, Roundup Ready 2 Technology and Design™, Roundup Ready®, SmartStax®, Stone Seed & Design™, Stone Seed™, Trecepta® and VT Double PRO® are trademarks of Bayer Group. ©2021 Bayer Group. All rights reserved.

Before opening a bag of seed, be sure to read, understand and accept the stewardship requirements, including applicable refuge requirements for insect resistance management, for the biotechnology traits expressed in the seed as set forth in the Technology/Stewardship Agreement that you sign. By opening and using a bag of seed, you are reaffirming your obligation and agreement to comply with the most recent stewardship requirements.



CORN HARVEST REPORTS



Shane Gray			Planted:	4/19/2021		
St. Francisville, Illinois			Harvested:	9/26/2021		
Lawrence County			Pop:	32,000		
Product	Trait(s)	RM	Avg. Yield (Bu/A)	Harvest Moisture	Gross Revenue	
STONE 5852RIB Brand Blend	VT2PRIB	108	229.7	19.8	\$1,105.00	
STONE DG5942RIB Brand Blend	DGVT2PRIB	109	252.2	17.4	\$1,237.00	
STONE 6072RIB Brand Blend	VT2PRIB	110	224.7	17.8	\$1,098.00	
STONE 1132TRE Brand Blend	TRERIB	111	250.2	18.3	\$1,218.00	
STONE 1221TRE Brand Blend	TRERIB	112	247.4	20.7	\$1,181.00	
STONE 1342TRE Brand Blend	TRERIB	113	249.4	19.8	\$1,199.00	
STONE 6362RIB Brand Blend	VT2PRIB	113	240.9	20.5	\$1,151.00	
STONE DG6382RIB Brand Blend	DGVT2PRIB	113	271.9	20.4	\$1,301.00	
STONE DG6482RIB Brand Blend	DGVT2PRIB	114	239.3	20.5	\$1,144.00	
STONE 1512TRE Brand Blend	TRERIB	115	234.1	21.6	\$1,109.00	
STONE 6542RIB Brand Blend	VT2PRIB	115	247.3	18.3	\$1,204.00	
STONE 1721DP Brand Blend	VT2PRIB	117	252.2	22.7	\$1,183.00	
STONE 1812DP Brand Blend	VT2PRIB	118	242.4	19.9	\$1,165.00	
PIONEER 1077AM	AM	110	237.0	18.3	\$1,154.00	
BECK'S 6557V2P	VT2PRIB	115	243.0	21.9	\$1,148.00	
Trial Average			244.1	19.9	\$1,173.00	

Rosborough Brothers			Planted:	4/15/2021		
Robinson, Illinois			Harvested:	10/15/2021		
Crawford County			Pop:	31,000		
Product	Trait(s)	RM	Avg. Yield (Bu/A)	Harvest Moisture	Gross Revenue	
STONE DG5942RIB Brand Blend	DGVT2PRIB	109	236.6	16.2	\$1,172.00	
STONE 6072RIB Brand Blend	VT2PRIB	110	223.2	17.0	\$1,098.00	
STONE 1132TRE Brand Blend	TRERIB	111	241.6	16.2	\$1,196.00	
STONE 1342TRE Brand Blend	TRERIB	113	234.4	17.0	\$1,153.00	
STONE DG6382RIB Brand Blend	DGVT2PRIB	113	225.3	16.7	\$1,111.00	
STONE 1512TRE Brand Blend	TRERIB	115	235.7	17.4	\$1,156.00	
STONE 6542RIB Brand Blend	VT2PRIB	115	232.6	17.2	\$1,143.00	
STONE 6622RIB Brand Blend	VT2PRIB	116	221.3	17.4	\$1,085.00	
STONE 1812DP Brand Blend	VT2PRIB	118	247.7	17.1	\$1,218.00	
NUTECH 75G1 AM	AM	115	233.5	17.3	\$1,146.00	
PIONEER 1359AM	AM	113	226.2	16.8	\$1,115.00	
PIONEER 1464AML	AML	114	229.8	16.4	\$1,136.00	
Trial Average			232.3	16.9	\$1,144.00	

Kenny Lidy			Planted:	5/24/2021		
Montrose, Illinois			Harvested:	10/1/2021		
Cumberland County			Pop:	32,000		
Product	Trait(s)	RM	Avg. Yield (Bu/A)	Harvest Moisture	Gross Revenue	
STONE 5852RIB Brand Blend	VT2PRIB	108	266.0	14.9	\$1,330.00	
STONE DG5942RIB Brand Blend	DGVT2PRIB	109	264.8	15.3	\$1,321.00	
STONE 6072RIB Brand Blend	VT2PRIB	110	258.7	14.2	\$1,294.00	
STONE 1132TRE Brand Blend	TRERIB	111	263.8	14.0	\$1,319.00	
STONE 1221TRE Brand Blend	TRERIB	112	244.3	15.0	\$1,222.00	
STONE 1342TRE Brand Blend	TRERIB	113	248.3	15.1	\$1,241.00	
STONE 6362RIB Brand Blend	VT2PRIB	113	257.6	14.9	\$1,288.00	
STONE DG6382RIB Brand Blend	DGVT2PRIB	113	255.5	15.2	\$1,275.00	
STONE DG6482RIB Brand Blend	DGVT2PRIB	114	246.6	14.6	\$1,233.00	
STONE 1512TRE Brand Blend	TRERIB	115	274.7	16.0	\$1,363.00	
STONE 6542RIB Brand Blend	VT2PRIB	115	249.4	15.0	\$1,247.00	
STONE 6622RIB Brand Blend	VT2PRIB	116	259.0	16.4	\$1,280.00	
STONE 1721DP Brand Blend	VT2PRIB	117	270.0	18.0	\$1,318.00	
Trial Average			258.4	15.3	\$1,287.00	

Alan Buerster			Planted:	5/13/2021		
Ingraham, Illinois			Harvested:	10/12/2021		
Clay County (Twin Rows)			Pop:	38,000		
Product	Trait(s)	RM	Avg. Yield (Bu/A)	Harvest Moisture	Gross Revenue	
STONE 5852RIB Brand Blend	VT2PRIB	108	294.8	14.7	\$1,474.00	
STONE DG5942RIB Brand Blend	DGVT2PRIB	109	288.3	14.8	\$1,442.00	
STONE 6072RIB Brand Blend	VT2PRIB	110	280.9	14.4	\$1,405.00	
STONE 1132TRE Brand Blend	TRERIB	111	315.3	14.7	\$1,577.00	
STONE 1221TRE Brand Blend	TRERIB	112	299.0	15.4	\$1,490.00	
STONE 1342TRE Brand Blend	TRERIB	113	267.3	15.2	\$1,334.00	
STONE DG6382RIB Brand Blend	DGVT2PRIB	113	298.7	14.8	\$1,494.00	
STONE DG6482RIB Brand Blend	DGVT2PRIB	114	282.4	15.5	\$1,406.00	
STONE 6542RIB Brand Blend	VT2PRIB	115	289.3	15.6	\$1,440.00	
STONE 1512TRE Brand Blend	TRERIB	115	250.3	15.4	\$1,247.00	
STONE 1721DP Brand Blend	VT2PRIB	117	322.5	16.6	\$1,592.00	
STONE 1812DP Brand Blend	VT2PRIB	118	292.7	15.4	\$1,459.00	
PIONEER 1359AM	AM	113	297.5	14.7	\$1,488.00	
PIONEER 1464AML	AML	114	275.2	15.5	\$1,370.00	
BECK'S 6374V2P	VT2PRIB	113	300.6	14.9	\$1,503.00	
BECK'S 6557V2P	VT2PRIB	115	287.1	15.7	\$1,427.00	
Trial Average			290.1	15.2	\$1,447.00	

CORN HARVEST REPORTS



Alan Buerster			Planted: 5/21/2021		
Wakefield, Illinois			Harvested: 10/19/2021		
Richland County (Twin Rows)			Pop: 38,000		
Product	Trait(s)	RM	Avg. Yield (Bu/A)	Harvest Moisture	Gross Revenue
STONE 5852RIB Brand Blend	VT2PRIB	108	268.8	15.4	\$1,340.00
STONE DG5942RIB Brand Blend	DGVT2PRIB	109	265.0	15.1	\$1,324.00
STONE 1132TRE Brand Blend	TRERIB	111	265.5	15.1	\$1,326.00
STONE 1221TRE Brand Blend	TRERIB	112	282.2	15.5	\$1,405.00
STONE 6182RIB Brand Blend	VT2PRIB	111	265.0	16.4	\$1,310.00
STONE 1342TRE Brand Blend	TRERIB	113	247.3	15.6	\$1,231.00
STONE DG6382RIB Brand Blend	DGVT2PRIB	113	270.1	14.9	\$1,351.00
STONE DG6482RIB Brand Blend	DGVT2PRIB	114	207.6	15.1	\$1,037.00
STONE 6542RIB Brand Blend	VT2PRIB	115	278.7	15.6	\$1,387.00
STONE 1512TRE Brand Blend	TRERIB	115	242.7	14.9	\$1,214.00
STONE 6622RIB Brand Blend	VT2PRIB	116	241.3	17.4	\$1,183.00
STONE 1721DP Brand Blend	VT2PRIB	117	252.5	18.6	\$1,226.00
STONE 1812DP Brand Blend	VT2PRIB	118	261.8	17.5	\$1,283.00
PIONEER 1359AM	AM	113	256.7	15.5	\$1,278.00
PIONEER 1464AML	AML	114	227.1	16.4	\$1,123.00
BECK'S 6374V2P	VT2PRIB	113	271.1	15.4	\$1,351.00
BECK'S 6557V2P	VT2PRIB	115	265.8	17.3	\$1,305.00
Trial Average			257.0	16.0	\$1,275.00

Lance Buzzard			Planted: 4/17/2021		
Brownstown, Illinois			Harvested: 10/14/2021		
Fayette County			Pop: 33,500		
Product	Trait(s)	RM	Avg. Yield (Bu/A)	Harvest Moisture	Gross Revenue
STONE 5852RIB Brand Blend	VT2PRIB	108	272.0	15.6	\$1,353.00
STONE DG5942RIB Brand Blend	DGVT2PRIB	109	277.0	15.0	\$1,385.00
STONE 6072RIB Brand Blend	VT2PRIB	110	271.0	15.9	\$1,345.00
STONE 1132TRE Brand Blend	TRERIB	111	287.0	15.4	\$1,430.00
STONE 1221TRE Brand Blend	TRERIB	112	271.0	15.7	\$1,347.00
STONE 6362RIB Brand Blend	VT2PRIB	113	263.0	16.0	\$1,304.00
STONE DG6382RIB Brand Blend	DGVT2PRIB	113	280.0	15.7	\$1,392.00
STONE 6542RIB Brand Blend	VT2PRIB	115	284.0	16.1	\$1,408.00
STONE 1512TRE Brand Blend	TRERIB	115	271.0	15.6	\$1,348.00
STONE 1812DP Brand Blend	VT2PRIB	118	304.0	15.9	\$1,509.00
PIONEER 1359AM	AM	113	281.0	15.4	\$1,401.00
PIONEER 1464AML	AML	114	275.0	15.3	\$1,372.00
Trial Average			278.0	15.6	\$1,383.00

Terry Grote			Planted: 5/13/2021		
Fairfield, Illinois			Harvested: 10/30/2021		
Wayne County			Pop: 32,000		
Product	Trait(s)	RM	Avg. Yield (Bu/A)	Harvest Moisture	Gross Revenue
STONE 5852RIB Brand Blend	VT2PRIB	108	285.5	16.6	\$1,409.00
STONE DG5942RIB Brand Blend	DGVT2PRIB	109	284.5	16.3	\$1,408.00
STONE 6072RIB Brand Blend	VT2PRIB	110	292.1	16.4	\$1,444.00
STONE 1132TRE Brand Blend	TRERIB	111	315.6	16.3	\$1,562.00
STONE 1221TRE Brand Blend	TRERIB	112	307.2	16.4	\$1,519.00
STONE DG6382RIB Brand Blend	DGVT2PRIB	113	287.7	16.6	\$1,420.00
STONE 1342TRE Brand Blend	TRERIB	113	295.9	16.2	\$1,465.00
STONE 6362RIB Brand Blend	VT2PRIB	113	304.5	16.7	\$1,502.00
STONE DG6482RIB Brand Blend	DGVT2PRIB	114	301.5	16.4	\$1,491.00
STONE 1512TRE Brand Blend	TRERIB	115	296.2	16.6	\$1,462.00
STONE 6542RIB Brand Blend	VT2PRIB	115	297.3	16.3	\$1,471.00
STONE 6622RIB Brand Blend	VT2PRIB	116	315.9	16.4	\$1,562.00
STONE 1721DP Brand Blend	VT2PRIB	117	290.7	17.2	\$1,428.00
STONE 1812DP Brand Blend	VT2PRIB	118	288.9	17.3	\$1,418.00
BECK'S 6414V2P	VT2PRIB	114	306.4	16.2	\$1,517.00
Trial Average			298.0	16.5	\$1,472.00

Brent Pontious			Planted: 5/1/2021		
St. Peter, Illinois			Harvested: 10/8/2021		
Fayette County			Pop: 35,000		
Product	Trait(s)	RM	Avg. Yield (Bu/A)	Harvest Moisture	Gross Revenue
STONE 5852RIB Brand Blend	VT2PRIB	108	276.1	15.1	\$1,379.00
STONE DG5942RIB Brand Blend	DGVT2PRIB	109	280.0	15.5	\$1,394.00
STONE 6072RIB Brand Blend	VT2PRIB	110	284.7	15.2	\$1,421.00
STONE 1132TRE Brand Blend	TRERIB	111	278.6	15.2	\$1,391.00
STONE 1342TRE Brand Blend	TRERIB	113	281.5	15.9	\$1,397.00
STONE DG6382RIB Brand Blend	DGVT2PRIB	113	297.9	15.3	\$1,486.00
STONE 6362RIB Brand Blend	VT2PRIB	113	294.6	15.9	\$1,462.00
STONE DG6482RIB Brand Blend	DGVT2PRIB	114	274.5	15.6	\$1,366.00
STONE 1512TRE Brand Blend	TRERIB	115	300.2	16.8	\$1,479.00
STONE 6542RIB Brand Blend	VT2PRIB	115	276.1	17.6	\$1,352.00
STONE 6622RIB Brand Blend	VT2PRIB	116	263.5	17.4	\$1,293.00
PIONEER 1077AM	AM	110	274.4	16.6	\$1,354.00
BECK'S 6256Q	QROME	112	243.6	16.4	\$1,204.00
Trial Average			278.9	16.0	\$1,383.00

CORN HARVEST REPORTS



Chris Watson			Planted: 5/14/2021		
Cowden, Illinois			Harvested: 10/1/2021		
Fayette County			Pop: 32,000		
Product	Trait(s)	RM	Avg. Yield (Bu/A)	Harvest Moisture	Gross Revenue
STONE DG5942RIB Brand Blend	DGVT2PRIB	109	178.5	14.5	\$893.00
BECK'S 6049V2P	VT2PRIB	110	167.9	17.6	\$822.00
PIONEER 0953AM	AM	109	156.3	16.0	\$775.00
Trial Average			167.6	16.0	\$830.00

Stan Buzzard			Planted: 4/27/2021		
Beecher City, Illinois			Harvested: 10/8/2021		
Fayette County			Pop: 32,000		
Product	Trait(s)	RM	Avg. Yield (Bu/A)	Harvest Moisture	Gross Revenue
STONE 5852RIB Brand Blend	VT2PRIB	108	234.7	16.6	\$1,158.00
STONE DG5942RIB Brand Blend	DGVT2PRIB	109	252.6	16.5	\$1,248.00
STONE 6072RIB Brand Blend	VT2PRIB	110	251.1	17.0	\$1,235.00
STONE 1132TRE Brand Blend	TRERIB	111	265.9	16.5	\$1,314.00
STONE 6182RIB Brand Blend	VT2PRIB	111	245.3	17.2	\$1,205.00
STONE 1221TRE Brand Blend	TRERIB	112	246.0	17.8	\$1,202.00
STONE 1342TRE Brand Blend	TRERIB	113	238.7	16.2	\$1,182.00
STONE DG6382RIB Brand Blend	DGVT2PRIB	113	248.6	16.0	\$1,233.00
STONE DG6482RIB Brand Blend	DGVT2PRIB	114	239.3	16.7	\$1,180.00
STONE 6542RIB Brand Blend	VT2PRIB	115	263.5	17.4	\$1,292.00
STONE 1512TRE Brand Blend	TRERIB	115	249.4	17.5	\$1,222.00
STONE 6622RIB Brand Blend	VT2PRIB	116	248.5	18.3	\$1,210.00
STONE 1812DP Brand Blend	VT2PRIB	118	257.6	18.3	\$1,254.00
PIONEER 1359AM	AM	113	245.4	16.6	\$1,211.00
PIONEER 1380AM	AM	113	239.1	16.8	\$1,178.00
PIONEER 1464AML	AML	114	240.5	16.8	\$1,185.00
Trial Average			247.9	17.0	\$1,219.00

Vonder Haar Inc			Planted: 4/15/2021		
Carlyle, Illinois			Harvested: 9/28/2021		
Clinton County			Pop: 31,000		
Product	Trait(s)	RM	Avg. Yield (Bu/A)	Harvest Moisture	Gross Revenue
STONE 6542RIB Brand Blend	VT2PRIB	115	261.0	15.1	\$1,304.00
STONE 1812DP Brand Blend	VT2PRIB	118	253.1	15.9	\$1,256.00
Trial Average			257.1	15.5	\$1,280.00

Irvington Research Farm			Planted: 4/15/2021		
Irvington, Illinois			Harvested: 10/18/2021		
Washington County			Pop: 33,000		
Product	Trait(s)	RM	Avg. Yield (Bu/A)	Harvest Moisture	Gross Revenue
STONE 5852RIB Brand Blend	VT2PRIB	108	175.8	21.6	\$833.00
STONE DG5942RIB Brand Blend	DGVT2PRIB	109	182.9	20.6	\$874.00
STONE 6072RIB Brand Blend	VT2PRIB	110	209.8	20.5	\$1,003.00
STONE 1132TRE Brand Blend	TRERIB	111	213.0	19.9	\$1,023.00
STONE 6182RIB Brand Blend	VT2PRIB	111	200.9	22.6	\$943.00
STONE 1221TRE Brand Blend	TRERIB	112	215.0	20.2	\$1,030.00
STONE 1232TRE Brand Blend	TRERIB	112	213.7	19.8	\$1,027.00
STONE 6362RIB Brand Blend	VT2PRIB	113	213.2	22.0	\$1,006.00
STONE DG6382RIB Brand Blend	DGVT2PRIB	113	239.4	20.5	\$1,144.00
STONE 1721DP Brand Blend	VT2PRIB	117	210.0	22.6	\$986.00
STONE 1812DP Brand Blend	VT2PRIB	118	220.3	20.9	\$1,050.00
Trial Average			208.5	21.0	\$993.00



Jackson Farms			Planted: 4/17/2021		
Dix, Illinois			Harvested: 10/1/2021		
Jefferson County			Pop: 34,000		
Product	Trait(s)	RM	Avg. Yield (Bu/A)	Harvest Moisture	Gross Revenue
STONE 1221TRE Brand Blend	TRERIB	112	276.5	17.9	\$1,350.00
STONE 1342TRE Brand Blend	TRERIB	113	278.8	18.0	\$1,361.00
STONE DG6382RIB Brand Blend	DGVT2PRIB	113	300.4	17.4	\$1,473.00
STONE DG6482RIB Brand Blend	DGVT2PRIB	114	292.8	18.0	\$1,429.00
STONE 6542RIB Brand Blend	VT2PRIB	115	290.3	18.2	\$1,414.00
STONE 1512TRE Brand Blend	TRERIB	115	288.5	18.4	\$1,403.00
STONE 6622RIB Brand Blend	VT2PRIB	116	288.8	18.9	\$1,399.00
STONE 1721DP Brand Blend	VT2PRIB	117	289.9	21.5	\$1,374.00
STONE 1812DP Brand Blend	VT2PRIB	118	296.7	18.7	\$1,440.00
PIONEER 1464AML	AML	114	277.3	19.1	\$1,341.00
PIONEER 1587AM	AM	115	286.0	18.3	\$1,392.00
PIONEER 1847AML	AML	118	291.4	19.9	\$1,400.00
BECK'S 6557V2P	VT2PRIB	115	282.8	18.1	\$1,379.00
Trial Average			287.7	18.6	\$1,397.00

CORN HARVEST REPORTS



Eric and Brent Hanke			Planted:	4/16/2021		
Carlyle, Illinois			Harvested:	10/1/2021		
Clinton County			Pop:	31,000		
Product	Trait(s)	RM	Avg. Yield (Bu/A)	Harvest Moisture	Gross Revenue	
STONE 5852RIB Brand Blend	VT2PRIB	108	252.9	14.8	\$1,265.00	
STONE 6072RIB Brand Blend	VT2PRIB	110	242.0	15.2	\$1,208.00	
STONE 1132TRE Brand Blend	TRERIB	111	254.0	14.5	\$1,270.00	
STONE 6362RIB Brand Blend	VT2PRIB	113	250.1	14.6	\$1,251.00	
STONE DG6382RIB Brand Blend	DGVT2PRIB	113	262.8	15.0	\$1,314.00	
STONE DG6482RIB Brand Blend	DGVT2PRIB	114	250.8	14.0	\$1,254.00	
STONE 1512TRE Brand Blend	TRERIB	115	255.2	14.6	\$1,276.00	
STONE 6542RIB Brand Blend	VT2PRIB	115	269.8	14.7	\$1,349.00	
STONE 6622RIB Brand Blend	VT2PRIB	116	267.5	14.9	\$1,338.00	
STONE 1812DP Brand Blend	VT2PRIB	118	261.4	14.2	\$1,307.00	
PIONEER 1464AML	AML	114	259.7	14.5	\$1,254.00	
BECK'S 6557V2P	VT2PRIB	115	227.4	15.0	\$1,137.00	
Trial Average			254.5	14.7	\$1,272.00	

Daryl Vancil			Planted:	4/12/2021		
DuQuoin, Illinois			Harvested:	10/8/2021		
Perry County			Pop:	32,500		
Product	Trait(s)	RM	Avg. Yield (Bu/A)	Harvest Moisture	Gross Revenue	
STONE DG5942RIB Brand Blend	DGVT2PRIB	109	180.5	16.3	\$893.00	
STONE 6072RIB Brand Blend	VT2PRIB	110	183.4	17.2	\$901.00	
STONE 1132TRE Brand Blend	TRERIB	111	187.0	15.7	\$930.00	
STONE 6182RIB Brand Blend	VT2PRIB	111	183.6	18.6	\$892.00	
STONE 1221TRE Brand Blend	TRERIB	112	176.6	17.0	\$869.00	
STONE 1342TRE Brand Blend	TRERIB	113	189.4	16.3	\$937.00	
STONE DG6382RIB Brand Blend	DGVT2PRIB	113	196.6	15.8	\$977.00	
STONE 6362RIB Brand Blend	VT2PRIB	113	168.6	16.7	\$832.00	
STONE DG6482RIB Brand Blend	DGVT2PRIB	114	188.2	18.0	\$918.00	
STONE 6542RIB Brand Blend	VT2PRIB	115	211.7	17.1	\$1,041.00	
STONE 1512TRE Brand Blend	TRERIB	115	215.8	17.5	\$1,057.00	
STONE 6622RIB Brand Blend	VT2PRIB	116	219.6	18.9	\$1,064.00	
STONE 1721DP Brand Blend	VT2PRIB	117	212.0	18.4	\$1,034.00	
STONE 1812DP Brand Blend	VT2PRIB	118	222.7	17.4	\$1,092.00	
BECK'S 6557V2P	VT2PRIB	115	206.9	17.6	\$1,013.00	
Trial Average			196.2	17.2	\$963.00	

Glen Guest			Planted:	6/10/2021		
Okawville, Illinois			Harvested:	9/21/2021		
Washington County			Pop:	32,000		
Product	Trait(s)	RM	Avg. Yield (Bu/A)	Harvest Moisture	Gross Revenue	
STONE 5852RIB Brand Blend	VT2PRIB	108	275.2	21.0	\$1,310.00	
STONE DG5942RIB Brand Blend	DGVT2PRIB	109	274.9	20.8	\$1,311.00	
STONE 6072RIB Brand Blend	VT2PRIB	110	276.6	20.6	\$1,321.00	
STONE 1221TRE Brand Blend	TRERIB	112	282.7	21.2	\$1,343.00	
STONE 1342TRE Brand Blend	TRERIB	113	258.4	20.5	\$1,235.00	
STONE 6362RIB Brand Blend	VT2PRIB	113	266.4	21.2	\$1,266.00	
STONE DG6382RIB Brand Blend	DGVT2PRIB	113	277.7	20.0	\$1,333.00	
STONE DG6482RIB Brand Blend	DGVT2PRIB	114	265.2	20.3	\$1,270.00	
STONE 1512TRE Brand Blend	TRERIB	115	274.9	21.1	\$1,307.00	
STONE 6542RIB Brand Blend	VT2PRIB	115	281.9	21.3	\$1,338.00	
STONE 6622RIB Brand Blend	VT2PRIB	116	262.6	21.7	\$1,243.00	
STONE 1721DP Brand Blend	VT2PRIB	117	265.5	25.2	\$1,219.00	
STONE 1812DP Brand Blend	VT2PRIB	118	275.4	22.7	\$1,292.00	
STONE 6182RIB Brand Blend	VT2PRIB	111	266.0	21.3	\$1,263.00	
PIONEER 1464AML	AML	114	256.7	20.7	\$1,225.00	
BECK'S 6557V2P	VT2PRIB	115	266.4	21.2	\$1,266.00	
Trial Average			270.4	21.3	\$1,284.00	

Trecepta[®]
RIB COMPLETE[®]

Mark Krone			Planted:	4/13/2021		
DuQuoin, Illinois			Harvested:	9/20/2021		
Perry County			Pop:	32,500		
Product	Trait(s)	RM	Avg. Yield (Bu/A)	Harvest Moisture	Gross Revenue	
STONE 1132TRE Brand Blend	TRERIB	111	193.7	18.0	\$945.00	
STONE 6182RIB Brand Blend	VT2PRIB	111	192.0	18.2	\$935.00	
STONE 1221TRE Brand Blend	TRERIB	112	215.1	18.6	\$1,045.00	
STONE 6362RIB Brand Blend	VT2PRIB	113	212.1	19.2	\$1,025.00	
STONE 1342TRE Brand Blend	TRERIB	113	232.5	19.2	\$1,123.00	
STONE 6542RIB Brand Blend	VT2PRIB	115	234.4	18.8	\$1,136.00	
STONE 6622RIB Brand Blend	VT2PRIB	116	246.7	19.3	\$1,191.00	
STONE 1512TRE Brand Blend	TRERIB	115	213.9	19.7	\$1,029.00	
STONE 1812DP Brand Blend	VT2PRIB	118	256.8	20.0	\$1,233.00	
Trial Average			221.9	19.0	\$1,074.00	

NEW CORN PRODUCTS FOR 2022

For 2022, we're excited to introduce **12 new corn products** to our portfolio that have been tested and evaluated through our breeding program. These products offer proven yield potential for Illinois. Our local experts are here to help you find the locally proven products that fit your fields and can help you reach your goals.



0122SS BRAND BLEND

SmartStax
RIB COMPLETE

- New, early SmartStax® Technology product with strong yield potential
- Broad adaption with excellent movement north of I-88 with consistency across variable conditions

RM 101

0512SS BRAND BLEND

SmartStax
RIB COMPLETE

- New, consistent performance potential with excellent agronomics across the Northern Illinois footprint
- Very strong root and stalk strength, foliar plant health, Greensnap tolerance, and high test weight

RM 105

1122SS BRAND BLEND

SmartStax
RIB COMPLETE

- Exciting, new yield performance potential; broadly adapted across the Illinois SmartStax® Technology footprint
- Excellent early season agronomics with solid drought and stress tolerance

RM 111

1332SS BRAND BLEND

SmartStax
RIB COMPLETE

- Excellent, new powerhouse performance potential with broad versatility across Illinois
- Excellent agronomics with solid plant health and strong Southern Rust tolerance

RM 113



For more information on these products, contact your local Stone Seed Dealer.
If you need help finding your local Dealer, call 1.855.843.7333.

To view all of our corn products and see additional product details like key strengths and disease resistances, scan this QR code with your phone:



1612SS BRAND BLEND

SmartStax
RIB COMPLETE

RM 116

- New widely adapted, full-season SmartStax® Technology product with solid yield potential
- Tall hybrid with strong roots, good stalk strength and excellent late-season intactness

0112DP BRAND BLEND

VTDoublePRO
RIB COMPLETE

RM 101

- New, broadly adapted 101 RM hybrid with excellent yield potential
- Strong agronomic and disease tolerance including good root and stalk strength, Greensnap tolerance, and Northern Corn Leaf Blight tolerance

1132TRE BRAND BLEND

Trecepta
RIB COMPLETE

RM 111

- Excellent yield potential combined with performance stability
- Very strong Southern Rust tolerance and increased Fusarium Crown Rot tolerance

1342TRE BRAND BLEND

Trecepta
RIB COMPLETE

RM 113

- Good yield potential with this agronomically sound product
- Girthy, flex ear type with solid stress tolerance

1512TRE BRAND BLEND

Trecepta
RIB COMPLETE

RM 115

- Good yield potential that should respond to increased management
- Decent agronomics with Greensnap tolerance, good test weight, and solid stalk and root strength

1812DP BRAND BLEND

VTDoublePRO
RIB COMPLETE

RM 118

- Excellent yield potential adapted for Southern Illinois with similar drydown to current 117 RM offerings
- Tall, robust plant type with semi-flex ear and good husk coverage

6290 BRAND
CONVENTIONAL

RM 112

- Outstanding early season agronomics with strong yield potential
- Very good stalks and excellent roots
- Strong overall disease tolerance package with very good ratings

6540 BRAND
CONVENTIONAL

RM 115

- Excellent stalk strength; very good root strength, late-season Staygreen and intactness
- Versatile across multiple environments with consistent and girthy ears



Bayer is a member of Excellence Through Stewardship® (ETS). Bayer products are commercialized in accordance with ETS Product Launch Stewardship Guidance, and in compliance with Bayer's Policy for Commercialization of Biotechnology-Derived Plant Products in Commodity Crops. Commercialized products have been approved for import into key export markets with functioning regulatory systems. Any crop or material produced from this product can only be exported to, or used, processed or sold in countries where all necessary regulatory approvals have been granted. It is a violation of national and international law to move material containing biotech traits across boundaries into nations where import is not permitted. Growers should talk to their grain handler or product purchaser to confirm their buying position for this product. Excellence Through Stewardship® is a registered trademark of Excellence Through Stewardship.

ALWAYS READ AND FOLLOW PESTICIDE LABEL DIRECTIONS. B.T. products may not yet be registered in all states. Check with your seed brand representative for the registration status in your state.

IMPORTANT IRM INFORMATION: RIB Complete® corn blend products do not require the planting of a structured refuge except in the Cotton-Growing Area where corn earworm is a significant pest. See the IRM/Grower Guide for additional information. Always read and follow IRM requirements.

9J042110178

Roundup Ready® 2 Technology contains genes that confer tolerance to glyphosate. Glyphosate will kill crops that are not tolerant to glyphosate. Insect control technology provided by Vip3A is utilized under license from Syngenta Crop Protection AG. Herculex® is a registered trademark of Dow AgroSciences LLC. Agrisure Viptera® is a registered trademark of a Syngenta group company. LibertyLink® and the Water Droplet Design® is a trademark of BASF Corporation. Respect the Refuge and Corn Design® and Respect the Refuge® are registered trademarks of National Corn Growers Association. DroughtGard®, RIB Complete®, Roundup Ready 2 Technology and Design™, Roundup Ready®, SmartStax®, Stone Seed & Design™, Stone Seed™, Trecepta® and VT Double PRO® are trademarks of Bayer Group. ©2021 Bayer Group. All rights reserved.



Before opening a bag of seed, be sure to read, understand and accept the stewardship requirements, including applicable refuge requirements for insect resistance management, for the biotechnology traits expressed in the seed as set forth in the Monsanto Technology/Stewardship Agreement that you sign. By opening and using a bag of seed, you are reaffirming your obligation to comply with the most recent stewardship requirements.



CORN HARVEST REPORTS



Jerry Gassel		Planted: 4/15/2021			
Elkville, Illinois		Harvested: 9/16/2021			
Jackson County		Pop: 32,000			
Product	Trait(s)	RM	Avg. Yield (Bu/A)	Harvest Moisture	Gross Revenue
STONE DG5942RIB Brand Blend	DGVT2PRIB	109	178.1	18.0	\$869.00
STONE 6072RIB Brand Blend	VT2PRIB	110	191.3	18.3	\$931.00
STONE 1132TRE Brand Blend	TRERIB	111	192.0	18.0	\$937.00
STONE 6182RIB Brand Blend	VT2PRIB	111	195.3	19.3	\$943.00
STONE 1221TRE Brand Blend	TRERIB	112	196.1	19.0	\$949.00
STONE 1342TRE Brand Blend	TRERIB	113	211.3	19.0	\$1,023.00
STONE 6362RIB Brand Blend	VT2PRIB	113	195.3	19.8	\$939.00
STONE DG6482RIB Brand Blend	DGVT2PRIB	114	210.1	19.0	\$1,017.00
STONE 1512TRE Brand Blend	TRERIB	115	200.8	18.9	\$973.00
STONE 6542RIB Brand Blend	VT2PRIB	115	204.4	19.1	\$988.00
STONE 6622RIB Brand Blend	VT2PRIB	116	217.3	21.0	\$1,034.00
STONE 1721DP Brand Blend	VT2PRIB	117	192.4	20.0	\$924.00
STONE 1812DP Brand Blend	VT2PRIB	118	201.8	19.0	\$977.00
BECK'S 6414V2P	VT2PRIB	114	218.1	19.9	\$1,048.00
BECK'S 6374V2P	VT2PRIB	113	163.9	19.0	\$793.00
BECK'S 6774V2P	VT2PRIB	117	204.9	20.5	\$979.00
PIONEER 1464AML	AML	114	204.0	19.2	\$986.00
Trial Average			198.7	19.2	\$959.00

Dustin Stratmeyer		Planted: 4/19/2021			
Metropolis, Illinois		Harvested: 9/21/2021			
Massac County		Pop: 32,500			
Product	Trait(s)	RM	Avg. Yield (Bu/A)	Harvest Moisture	Gross Revenue
STONE DG5942RIB Brand Blend	DGVT2PRIB	109	237.8	16.3	\$1,177.00
STONE 1132TRE Brand Blend	TRERIB	111	229.1	16.4	\$1,133.00
STONE 1232TRE Brand Blend	TRERIB	112	237.7	17.1	\$1,169.00
STONE 1221TRE Brand Blend	TRERIB	112	222.5	16.5	\$1,099.00
STONE 6362RIB Brand Blend	VT2PRIB	113	240.4	16.5	\$1,188.00
STONE 1342TRE Brand Blend	TRERIB	113	236.9	18.0	\$1,156.00
STONE DG6482RIB Brand Blend	DGVT2PRIB	114	221.0	17.1	\$1,086.00
STONE 1512TRE Brand Blend	TRERIB	115	228.9	17.1	\$1,125.00
STONE 6542RIB Brand Blend	VT2PRIB	115	237.3	16.7	\$1,170.00
STONE 6622RIB Brand Blend	VT2PRIB	116	237.3	19.4	\$1,145.00
STONE 1721DP Brand Blend	VT2PRIB	117	230.9	19.7	\$1,111.00
PIONEER 1464AML	AML	114	215.9	17.0	\$1,062.00
Trial Average			231.3	17.3	\$1,135.00

Scott Limestall		Planted: 6/4/2021			
Waterloo, Illinois		Harvested: 11/4/2021			
Monroe County		Pop: 32,500			
Product	Trait(s)	RM	Avg. Yield (Bu/A)	Harvest Moisture	Gross Revenue
STONE 6182RIB Brand Blend	VT2PRIB	111	225.6	20.1	\$1,082.00
STONE 1132TRE Brand Blend	TRERIB	111	247.1	18.5	\$1,201.00
STONE 1221TRE Brand Blend	TRERIB	112	229.2	19.1	\$1,108.00
STONE 1232TRE Brand Blend	TRERIB	112	243.9	18.6	\$1,184.00
STONE 6362RIB Brand Blend	VT2PRIB	113	245.5	20.0	\$1,178.00
STONE 1342TRE Brand Blend	TRERIB	113	226.7	19.1	\$1,096.00
STONE DG6482RIB Brand Blend	DGVT2PRIB	114	227.6	18.7	\$1,104.00
STONE 6542RIB Brand Blend	VT2PRIB	115	228.1	20.0	\$1,095.00
STONE 1512TRE Brand Blend	TRERIB	115	238.0	19.5	\$1,147.00
STONE 6622RIB Brand Blend	VT2PRIB	116	231.0	20.9	\$1,100.00
STONE 6712RIB Brand Blend	VT2PRIB	117	235.2	20.7	\$1,122.00
STONE 1721DP Brand Blend	VT2PRIB	117	234.4	21.4	\$1,112.00
STONE 1812DP Brand Blend	VT2PRIB	118	250.8	19.3	\$1,211.00
BECK'S 6557V2P	VT2PRIB	115	218.8	19.9	\$1,051.00
Trial Average			234.4	19.7	\$1,128.00

Brandon Siegfried		Planted: 5/15/2021			
Evansville, Illinois		Harvested: 11/8/2021			
Randolph County		Pop: 31,500			
Product	Trait(s)	RM	Avg. Yield (Bu/A)	Harvest Moisture	Gross Revenue
STONE DG5942RIB Brand Blend	DGVT2PRIB	109	216.1	14.8	\$1,081.00
STONE 6072RIB Brand Blend	VT2PRIB	110	232.9	14.0	\$1,165.00
STONE 1132TRE Brand Blend	TRERIB	111	226.4	14.6	\$1,132.00
STONE 6182RIB Brand Blend	VT2PRIB	111	220.3	15.1	\$1,101.00
STONE 1221TRE Brand Blend	TRERIB	112	216.8	15.1	\$1,083.00
STONE 6362RIB Brand Blend	VT2PRIB	113	227.0	14.9	\$1,135.00
STONE DG6482RIB Brand Blend	DGVT2PRIB	114	233.1	15.0	\$1,166.00
STONE 6542RIB Brand Blend	VT2PRIB	115	237.2	15.3	\$1,183.00
STONE 1512TRE Brand Blend	TRERIB	115	226.8	15.3	\$1,131.00
STONE 6622RIB Brand Blend	VT2PRIB	116	237.4	16.0	\$1,178.00
STONE 6712RIB Brand Blend	VT2PRIB	117	235.5	15.6	\$1,172.00
STONE 1812DP Brand Blend	VT2PRIB	118	233.2	15.7	\$1,159.00
PIONEER 1197AM	AM	111	209.9	14.5	\$1,050.00
PIONEER 1464AML	AML	114	224.4	14.9	\$1,122.00
Trial Average			226.9	15.1	\$1,133.00

CORN HARVEST REPORTS




File Family Farms		Planted:		4/27/2021	
Pocahontas, Illinois		Harvested:		9/29/2021	
Bond County		Pop:		36,000	
Product	Trait(s)	RM	Avg. Yield (Bu/A)	Harvest Moisture	Gross Revenue
STONE 5852RIB Brand Blend	VT2PRIB	108	258.1	14.8	\$1,291.00
STONE DG5942RIB Brand Blend	DGVT2PRIB	109	284.4	13.5	\$1,422.00
STONE 6072RIB Brand Blend	VT2PRIB	110	286.5	13.4	\$1,433.00
STONE 1132TRE Brand Blend	TRERIB	111	281.0	13.5	\$1,405.00
STONE 1221TRE Brand Blend	TRERIB	112	290.4	14.8	\$1,452.00
STONE 6362RIB Brand Blend	VT2PRIB	113	258.4	15.5	\$1,287.00
STONE DG6382RIB Brand Blend	DGVT2PRIB	113	269.1	15.3	\$1,342.00
STONE 1342TRE Brand Blend	TRERIB	113	253.0	14.9	\$1,265.00
STONE DG6482RIB Brand Blend	DGVT2PRIB	114	247.4	15.0	\$1,237.00
STONE 1512TRE Brand Blend	TRERIB	115	265.9	15.7	\$1,322.00
STONE 6542RIB Brand Blend	VT2PRIB	115	265.0	15.9	\$1,315.00
STONE 6622RIB Brand Blend	VT2PRIB	116	263.0	16.9	\$1,295.00
STONE 1812DP Brand Blend	VT2PRIB	118	258.2	16.3	\$1,278.00
BECK'S 6557V2P	VT2PRIB	115	223.3	16.3	\$1,105.00
Trial Average			264.6	15.1	\$1,318.00

Mike Laux		Planted:		5/11/2021	
New Baden, Illinois		Harvested:		10/20/2021	
St. Clair County		Pop:		34,500	
Product	Trait(s)	RM	Avg. Yield (Bu/A)	Harvest Moisture	Gross Revenue
STONE 5852RIB Brand Blend	VT2PRIB	108	255.7	14.5	\$1,279.00
STONE DG5942RIB Brand Blend	DGVT2PRIB	109	274.7	16.3	\$1,359.00
STONE 6072RIB Brand Blend	VT2PRIB	110	236.7	14.5	\$1,184.00
STONE 1132TRE Brand Blend	TRERIB	111	214.5	14.2	\$1,073.00
STONE 1221TRE Brand Blend	TRERIB	112	227.5	15.1	\$1,137.00
STONE DG6382RIB Brand Blend	DGVT2PRIB	113	255.0	15.0	\$1,275.00
STONE DG6482RIB Brand Blend	DGVT2PRIB	114	236.4	15.0	\$1,182.00
STONE 1512TRE Brand Blend	TRERIB	115	248.1	15.2	\$1,239.00
PIONEER 1464AML	AML	114	213.6	14.9	\$1,068.00
BECK'S 6557V2P	VT2PRIB	115	261.1	15.2	\$1,303.00
Trial Average			242.3	15.0	\$1,210.00

Farley Cole		Planted:		5/13/2021	
Girard, Illinois		Harvested:		10/4/2021	
Macoupin County (20" rows)		Pop:		36,000	
Product	Trait(s)	RM	Avg. Yield (Bu/A)	Harvest Moisture	Gross Revenue
STONE 1122SS Brand Blend	SSRIB	111	222.5	16.0	\$1,103.00
STONE 1132TRE Brand Blend	TRERIB	111	242.5	15.5	\$1,208.00
STONE 1221TRE Brand Blend	TRERIB	112	247.8	16.5	\$1,224.00
STONE 6368RIB Brand Blend	SSRIB	113	224.7	17.3	\$1,103.00
STONE 1342TRE Brand Blend	TRERIB	113	207.9	16.7	\$1,025.00
STONE DG6482RIB Brand Blend	DGVT2PRIB	114	211.9	16.5	\$1,047.00
STONE 1521SS Brand Blend	SSRIB	115	212.0	16.9	\$1,044.00
STONE 6548RIB Brand Blend	SSRIB	115	199.0	17.5	\$975.00
STONE 1612SS Brand Blend	SSRIB	116	229.9	17.5	\$1,127.00
STONE 6632RIB Brand Blend	VT2PRIB	116	236.2	17.7	\$1,156.00
Trial Average			223.4	16.8	\$1,101.00

Bob Passalacqua		Planted:		5/14/2021	
Carlinville, Illinois		Harvested:		9/21/2021	
Macoupin County		Pop:		36,000	
Product	Trait(s)	RM	Avg. Yield (Bu/A)	Harvest Moisture	Gross Revenue
STONE 6072RIB Brand Blend	VT2PRIB	110	280.5	16.3	\$1,388.00
STONE 1132TRE Brand Blend	TRERIB	111	283.0	16.3	\$1,400.00
STONE 6362RIB Brand Blend	VT2PRIB	113	269.9	19.1	\$1,305.00
STONE DG6382RIB Brand Blend	DGVT2PRIB	113	286.2	17.6	\$1,401.00
STONE 6542RIB Brand Blend	VT2PRIB	115	280.1	18.9	\$1,357.00
STONE 1512TRE Brand Blend	TRERIB	115	272.4	18.7	\$1,322.00
STONE 6632RIB Brand Blend	VT2PRIB	116	269.0	18.7	\$1,305.00
STONE 1812DP Brand Blend	VT2PRIB	118	286.8	18.5	\$1,394.00
BREVANT 09Z08AM	AM	109	266.9	16.6	\$1,317.00
BREVANT 11Y01Q	QROME	111	260.8	16.2	\$1,291.00
BREVANT 14J04AM	AM	114	259.6	17.9	\$1,268.00
NK 1460-5222	DURACADE	114	250.5	20.4	\$1,198.00
NK 1349-3220 EZR	AGRISURE	113	248.9	17.4	\$1,221.00
NK 1321-3120	AGRISURE	113	238.7	18.3	\$1,162.00
Trial Average			268.1	17.9	\$1,309.00



All yield values are in bu/acre and are adjusted to 15.0% moisture. Gross revenue based on assumed selling price of \$5/bu and assumed drying cost of \$0.04/point moisture over 15.0%

CORN HARVEST REPORTS



John Potter			Planted: 4/27/2021		
Jacksonville, Illinois			Harvested: 9/20/2021		
Morgan County			Pop: 35,700		
Product	Trait(s)	RM	Avg. Yield (Bu/A)	Harvest Moisture	Gross Revenue
STONE 5852RIB Brand Blend	VT2PRIB	108	260.4	16.8	\$1,283.00
STONE DG5942RIB Brand Blend	DGVT2PRIB	109	265.4	16.3	\$1,313.00
STONE 6072RIB Brand Blend	VT2PRIB	110	264.2	17.1	\$1,299.00
STONE 1132TRE Brand Blend	TRERIB	111	273.0	16.9	\$1,344.00
STONE 1122SS Brand Blend	SSRIB	111	259.8	17.8	\$1,270.00
STONE 1221TRE Brand Blend	TRERIB	112	259.3	17.3	\$1,273.00
STONE 1332SS Brand Blend	SSRIB	113	259.0	18.8	\$1,256.00
STONE DG6382RIB Brand Blend	DGVT2PRIB	113	270.2	17.3	\$1,326.00
STONE 6362RIB Brand Blend	VT2PRIB	113	264.1	18.2	\$1,287.00
STONE DG6482RIB Brand Blend	DGVT2PRIB	114	255.3	18.3	\$1,243.00
STONE 1512TRE Brand Blend	TRERIB	115	265.9	18.6	\$1,291.00
STONE 6542RIB Brand Blend	VT2PRIB	115	273.3	18.4	\$1,329.00
STONE 6632RIB Brand Blend	VT2PRIB	116	271.0	18.3	\$1,319.00
PIONEER 1108Q	QROME	111	261.9	17.6	\$1,282.00
PIONEER 1464AML	AML	114	255.9	18.4	\$1,243.00
Trial Average			263.9	17.7	\$1,291.00



WE LIVE HERE. WE FARM HERE.
WE KNOW ILLINOIS.

John Potter			Planted: 4/27/2021		
Jacksonville, Illinois			Harvested: 9/20/2021		
Morgan County			Pop: 36,000		
Product	Trait(s)	RM	Avg. Yield (Bu/A)	Harvest Moisture	Gross Revenue
STONE 1122SS Brand Blend	SSRIB	111	229.0	16.4	\$1,132.00
STONE 1332SS Brand Blend	SSRIB	113	238.0	17.6	\$1,165.00
Trial Average			233.5	17.0	\$1,149.00

Schluckebier Farms			Planted: 4/26/2021		
Donnellson, Illinois			Harvested: 9/18/2021		
Montgomery County (20" rows)			Pop: 34,000		
Product	Trait(s)	RM	Avg. Yield (Bu/A)	Harvest Moisture	Gross Revenue
STONE 6072RIB Brand Blend	VT2PRIB	110	227.4	15.9	\$1,129.00
STONE 1342TRE Brand Blend	TRERIB	113	225.9	18.3	\$1,100.00
STONE 6362RIB Brand Blend	VT2PRIB	113	218.9	18.8	\$1,061.00
STONE DG6482RIB Brand Blend	DGVT2PRIB	114	215.0	18.0	\$1,049.00
STONE 1512TRE Brand Blend	TRERIB	115	216.1	18.3	\$1,052.00
STONE 6542RIB Brand Blend	VT2PRIB	115	223.8	18.9	\$1,084.00
STONE 6622RIB Brand Blend	VT2PRIB	116	237.1	20.2	\$1,136.00
STONE 6632RIB Brand Blend	VT2PRIB	116	225.2	18.5	\$1,094.00
STONE 1721DP Brand Blend	VT2PRIB	117	207.1	22.8	\$971.00
STONE 1812DP Brand Blend	VT2PRIB	118	226.2	19.2	\$1,093.00
PIONEER 1077AM	AM	110	225.1	16.4	\$1,113.00
PIONEER 1464AML	AML	114	195.3	18.1	\$952.00
Trial Average			220.3	18.6	\$1,070.00

John Potter			Planted: 4/27/2021		
Jacksonville, Illinois			Harvested: 9/20/2021		
Morgan County			Pop: 36,000		
Product	Trait(s)	RM	Avg. Yield (Bu/A)	Harvest Moisture	Gross Revenue
STONE 6368RIB Brand Blend	SSRIB	113	229.0	17.5	\$1,122.00
STONE 1332SS Brand Blend	SSRIB	113	239.0	18.2	\$1,164.00
Trial Average			234.0	17.9	\$1,143.00

Sunset Farms			Planted: 4/27/2021		
Hillsboro, Illinois			Harvested: 9/28/2021		
Montgomery County			Pop: 34,000		
Product	Trait(s)	RM	Avg. Yield (Bu/A)	Harvest Moisture	Gross Revenue
STONE 6622RIB Brand Blend	VT2PRIB	116	272.2	20.4	\$1,302.00
G. HARVEST G15J91-3220	VIPTERA	115	249.7	20.1	\$1,198.00
Trial Average			261.0	20.3	\$1,250.00

CORN HARVEST REPORTS



Paul Cody		Planted: 5/14/2021			
Pawnee, Illinois		Harvested: 10/22/2021			
Christian County		Pop: 35,700			
Product	Trait(s)	RM	Avg. Yield (Bu/A)	Harvest Moisture	Gross Revenue
STONE 5852RIB Brand Blend	VT2PRIB	108	215.5	15.2	\$1,076.00
STONE DG5942RIB Brand Blend	DGVT2PRIB	109	208.5	14.4	\$1,043.00
STONE 6072RIB Brand Blend	VT2PRIB	110	200.1	15.0	\$1,001.00
STONE 1132TRE Brand Blend	TRERIB	111	253.0	15.1	\$1,264.00
STONE 1221TRE Brand Blend	TRERIB	112	239.1	15.1	\$1,195.00
STONE 1342TRE Brand Blend	TRERIB	113	206.7	19.6	\$995.00
STONE DG6382RIB Brand Blend	DGVT2PRIB	113	209.2	15.3	\$1,043.00
STONE 6362RIB Brand Blend	VT2PRIB	113	236.4	15.3	\$1,179.00
STONE DG6482RIB Brand Blend	DGVT2PRIB	114	198.8	15.3	\$992.00
STONE 6542RIB Brand Blend	VT2PRIB	115	226.9	15.8	\$1,127.00
STONE 1612SS Brand Blend	SSRIB	116	193.0	18.5	\$938.00
STONE 6622RIB Brand Blend	VT2PRIB	116	216.5	16.1	\$1,073.00
STONE 6632RIB Brand Blend	VT2PRIB	116	223.8	16.3	\$1,107.00
PIONEER 1077AM	AM	110	209.8	15.1	\$1,048.00
BECK'S 6557V2P	VT2PRIB	115	206.8	15.6	\$1,029.00
Trial Average			216.3	15.8	\$1,074.00

Steve Compton		Planted: 6/4/2021			
Cowden, Illinois		Harvested: 11/8/2021			
Shelby County		Pop: 34,000			
Product	Trait(s)	RM	Avg. Yield (Bu/A)	Harvest Moisture	Gross Revenue
STONE 5852RIB Brand Blend	VT2PRIB	108	202.0	17.0	\$994.00
STONE DG5942RIB Brand Blend	DGVT2PRIB	109	218.0	17.0	\$1,073.00
STONE 6072RIB Brand Blend	VT2PRIB	110	198.3	17.1	\$975.00
STONE 1132TRE Brand Blend	TRERIB	111	212.4	17.5	\$1,041.00
STONE 1221TRE Brand Blend	TRERIB	112	206.6	18.5	\$1,004.00
STONE 6362RIB Brand Blend	VT2PRIB	113	191.7	19.0	\$928.00
STONE DG6382RIB Brand Blend	DGVT2PRIB	113	195.9	18.1	\$955.00
STONE 6542RIB Brand Blend	VT2PRIB	115	198.8	19.6	\$957.00
STONE 1512TRE Brand Blend	TRERIB	115	185.9	19.0	\$900.00
STONE 6622RIB Brand Blend	VT2PRIB	116	172.8	19.8	\$831.00
STONE 1721DP Brand Blend	VT2PRIB	117	138.0	21.0	\$657.00
STONE 1812DP Brand Blend	VT2PRIB	118	188.1	20.3	\$901.00
PIONEER 1077AM	AM	110	193.3	18.1	\$943.00
PIONEER 1359AM	AM	113	180.6	17.9	\$882.00
Trial Average			191.6	18.6	\$932.00

Brett Chapman		Planted: 4/26/2021			
Cowden, Illinois		Harvested: 10/11/2021			
Shelby County		Pop: 34,000			
Product	Trait(s)	RM	Avg. Yield (Bu/A)	Harvest Moisture	Gross Revenue
STONE 5852RIB Brand Blend	VT2PRIB	108	235.0	13.6	\$1,175.00
STONE DG5942RIB Brand Blend	DGVT2PRIB	109	233.0	13.3	\$1,165.00
STONE 6072RIB Brand Blend	VT2PRIB	110	230.0	13.6	\$1,150.00
STONE 1132TRE Brand Blend	TRERIB	111	239.0	13.7	\$1,195.00
STONE 1221TRE Brand Blend	TRERIB	112	207.0	14.0	\$1,035.00
STONE 6362RIB Brand Blend	VT2PRIB	113	242.0	14.3	\$1,210.00
STONE DG6382RIB Brand Blend	DGVT2PRIB	113	215.0	14.2	\$1,075.00
STONE 6542RIB Brand Blend	VT2PRIB	115	229.0	14.8	\$1,145.00
STONE 1512TRE Brand Blend	TRERIB	115	230.0	15.0	\$1,150.00
STONE 6622RIB Brand Blend	VT2PRIB	116	215.0	15.2	\$1,073.00
STONE 1812DP Brand Blend	VT2PRIB	118	228.0	14.3	\$1,140.00
PIONEER 1077AM	AM	110	232.0	14.3	\$1,160.00
PIONEER 1464AML	AML	114	168.0	14.4	\$840.00
Trial Average			223.3	14.2	\$1,116.00

Mike Bland		Planted: 4/25/2021			
Bethany, Illinois		Harvested: 10/5/2021			
Shelby County		Pop: 35,000			
Product	Trait(s)	RM	Avg. Yield (Bu/A)	Harvest Moisture	Gross Revenue
STONE DG5942RIB Brand Blend	DGVT2PRIB	109	272.0	16.1	\$1,348.00
STONE 6072RIB Brand Blend	VT2PRIB	110	269.0	16.7	\$1,327.00
STONE 1122SS Brand Blend	SSRIB	111	263.0	17.8	\$1,286.00
STONE 1132TRE Brand Blend	TRERIB	111	274.0	16.1	\$1,358.00
STONE 1221TRE Brand Blend	TRERIB	112	266.0	17.2	\$1,307.00
STONE 6362RIB Brand Blend	VT2PRIB	113	280.0	18.1	\$1,365.00
STONE DG6382RIB Brand Blend	DGVT2PRIB	113	268.0	17.1	\$1,317.00
STONE DG6482RIB Brand Blend	DGVT2PRIB	114	260.0	18.5	\$1,264.00
STONE 6542RIB Brand Blend	VT2PRIB	115	282.0	19.0	\$1,365.00
STONE 1521SS Brand Blend	SSRIB	115	259.0	18.5	\$1,259.00
STONE 1812DP Brand Blend	VT2PRIB	118	302.0	19.9	\$1,451.00
PIONEER 1108Q	QROME	111	260.0	17.6	\$1,273.00
Trial Average			271.3	17.7	\$1,327.00

CORN HARVEST REPORTS



Curt and Mike Clapper			Planted:	5/24/2021		
Tuscola, Illinois			Harvested:	9/30/2021		
Champaign County			Pop:	35,000		
Product	Trait(s)	RM	Avg. Yield (Bu/A)	Harvest Moisture	Gross Revenue	
STONE 5858RIB Brand Blend	SSRIB	108	188.4	15.1	\$941.00	
STONE 0931SS Brand Blend	SSRIB	109	215.0	16.9	\$1,059.00	
STONE 0921SS Brand Blend	SSRIB	109	196.1	16.9	\$966.00	
STONE 6078RIB Brand Blend	SSRIB	110	217.2	18.9	\$1,052.00	
STONE 1122SS Brand Blend	SSRIB	111	202.1	18.7	\$981.00	
STONE 6198RIB Brand Blend	SSRIB	111	178.4	18.4	\$868.00	
STONE 1332SS Brand Blend	SSRIB	113	215.3	19.3	\$1,039.00	
STONE 6368RIB Brand Blend	SSRIB	113	212.3	21.9	\$1,003.00	
STONE DG6382RIB Brand Blend	DGVT2PRIB	113	207.5	20.3	\$994.00	
STONE 6548RIB Brand Blend	SSRIB	115	202.4	21.6	\$959.00	
STONE 1521SS Brand Blend	SSRIB	115	192.0	21.5	\$910.00	
STONE 1512TRE Brand Blend	TRERIB	115	193.3	20.3	\$926.00	
STONE 1612SS Brand Blend	SSRIB	116	212.1	20.8	\$1,011.00	
PIONEER 1108Q	QROME	111	203.3	19.7	\$978.00	
BECK'S 6256Q	QROME	112	208.4	20.8	\$994.00	
Trial Average			202.2	19.5	\$974.00	

Mark Eskew			Planted:	4/24/2021		
Ashmore, Illinois			Harvested:	10/27/2021		
Coles County			Pop:	35,000		
Product	Trait(s)	RM	Avg. Yield (Bu/A)	Harvest Moisture	Gross Revenue	
STONE 5858RIB Brand Blend	SSRIB	108	230.1	14.8	\$1,151.00	
STONE 0921SS Brand Blend	SSRIB	109	225.8	15.0	\$1,129.00	
STONE 0931SS Brand Blend	SSRIB	109	233.4	14.6	\$1,167.00	
STONE 6078RIB Brand Blend	SSRIB	110	223.2	15.1	\$1,115.00	
STONE 6198RIB Brand Blend	SSRIB	111	206.3	14.5	\$1,032.00	
STONE 1122SS Brand Blend	SSRIB	111	211.8	14.6	\$1,059.00	
STONE 1132TRE Brand Blend	TRERIB	111	225.5	15.1	\$1,127.00	
STONE 1221TRE Brand Blend	TRERIB	112	222.4	15.0	\$1,112.00	
STONE 6368RIB Brand Blend	SSRIB	113	227.0	15.3	\$1,132.00	
STONE 1332SS Brand Blend	SSRIB	113	218.1	15.1	\$1,090.00	
STONE DG6382RIB Brand Blend	DGVT2PRIB	113	202.8	15.5	\$1,010.00	
STONE 1512TRE Brand Blend	TRERIB	115	227.7	15.3	\$1,136.00	
STONE 1521SS Brand Blend	SSRIB	115	210.8	15.3	\$1,051.00	
STONE 6548RIB Brand Blend	SSRIB	115	218.0	15.4	\$1,087.00	
STONE 1612SS Brand Blend	SSRIB	116	231.3	15.6	\$1,151.00	
PIONEER 1108Q	QROME	111	208.4	15.3	\$1,039.00	
BECK'S 6256Q	QROME	112	219.2	15.2	\$1,094.00	
Trial Average			220.1	15.1	\$1,099.00	

Kenneth East			Planted:	4/23/2021		
Hindsboro, Illinois			Harvested:	9/15/2021		
Douglas County			Pop:	36,000		
Product	Trait(s)	RM	Avg. Yield (Bu/A)	Harvest Moisture	Gross Revenue	
STONE 5858RIB Brand Blend	SSRIB	108	239.2	18.0	\$1,167.00	
STONE 0931SS Brand Blend	SSRIB	109	267.0	18.9	\$1,293.00	
STONE 6078RIB Brand Blend	SSRIB	110	261.0	19.4	\$1,259.00	
STONE 6198RIB Brand Blend	SSRIB	111	246.6	18.3	\$1,200.00	
STONE 1122SS Brand Blend	SSRIB	111	270.5	18.6	\$1,314.00	
STONE DG6382RIB Brand Blend	DGVT2PRIB	113	265.7	20.3	\$1,272.00	
STONE 1332SS Brand Blend	SSRIB	113	279.9	19.3	\$1,351.00	
STONE 6548RIB Brand Blend	SSRIB	115	245.1	20.3	\$1,174.00	
STONE 1521SS Brand Blend	SSRIB	115	265.3	21.9	\$1,253.00	
STONE 1612SS Brand Blend	SSRIB	116	263.0	21.1	\$1,251.00	
PIONEER 1108Q	QROME	111	262.6	19.7	\$1,264.00	
BECK'S 6256Q	QROME	112	257.8	20.0	\$1,237.00	
Trial Average			260.3	19.7	\$1,253.00	

Curt and Mike Clapper			Planted:	5/22/2021		
Tuscola, Illinois			Harvested:	11/3/2021		
Douglas County			Pop:	36,000		
Product	Trait(s)	RM	Avg. Yield (Bu/A)	Harvest Moisture	Gross Revenue	
STONE 5858RIB Brand Blend	SSRIB	108	208.0	19.4	\$1,003.00	
STONE 0931SS Brand Blend	SSRIB	109	219.0	19.5	\$1,056.00	
STONE 6078RIB Brand Blend	SSRIB	110	226.0	19.0	\$1,094.00	
STONE 1122SS Brand Blend	SSRIB	111	221.0	18.3	\$1,076.00	
STONE 1332SS Brand Blend	SSRIB	113	227.0	18.8	\$1,100.00	
STONE 6368RIB Brand Blend	SSRIB	113	222.0	19.7	\$1,068.00	
STONE 1521SS Brand Blend	SSRIB	115	222.0	19.5	\$1,070.00	
STONE 6548RIB Brand Blend	SSRIB	115	221.0	20.3	\$1,058.00	
STONE 1612SS Brand Blend	SSRIB	116	238.0	20.1	\$1,141.00	
STONE 6632RIB Brand Blend	VT2PRIB	116	224.0	19.8	\$1,077.00	
PIONEER 1108Q	QROME	111	203.0	18.9	\$983.00	
BECK'S 6256Q	QROME	112	219.0	19.5	\$1,056.00	
Trial Average			220.8	19.4	\$1,065.00	

CORN HARVEST REPORTS



Koeberlein Farms			Planted: 5/9/2021		
Tolono, Illinois			Harvested: 9/24/2021		
Champaign County			Pop: 34,000		
Product	Trait(s)	RM	Avg. Yield (Bu/A)	Harvest Moisture	Gross Revenue
STONE 5858RIB Brand Blend	SSRIB	108	245.8	17.1	\$1,208.00
STONE 0931SS Brand Blend	SSRIB	109	265.8	18.2	\$1,295.00
STONE 6078RIB Brand Blend	SSRIB	110	271.6	18.3	\$1,322.00
STONE 1112SS Brand Blend	SSRIB	111	272.0	19.0	\$1,316.00
STONE 1332SS Brand Blend	SSRIB	113	268.1	19.7	\$1,290.00
STONE 6368RIB Brand Blend	SSRIB	113	282.3	21.4	\$1,339.00
STONE 1521SS Brand Blend	SSRIB	115	271.4	21.2	\$1,290.00
STONE 6548RIB Brand Blend	SSRIB	115	269.0	21.3	\$1,277.00
STONE 1612SS Brand Blend	SSRIB	116	267.8	20.6	\$1,279.00
PIONEER 1108Q	QROME	111	256.5	19.2	\$1,239.00
BECK'S 6256Q	QROME	112	255.7	19.5	\$1,232.00
Trial Average			266.0	19.6	\$1,281.00

John Lannon			Planted: 5/2/2021		
Sidney, Illinois			Harvested: 10/18/2021		
Champaign County			Pop: 35,000		
Product	Trait(s)	RM	Avg. Yield (Bu/A)	Harvest Moisture	Gross Revenue
STONE 5858RIB Brand Blend	SSRIB	108	221.6	15.5	\$1,104.00
STONE 0921SS Brand Blend	SSRIB	109	222.4	16.6	\$1,098.00
STONE 0931SS Brand Blend	SSRIB	109	229.3	15.7	\$1,140.00
STONE 6078RIB Brand Blend	SSRIB	110	237.3	15.7	\$1,180.00
STONE 1112SS Brand Blend	SSRIB	111	233.3	16.1	\$1,156.00
STONE 6368RIB Brand Blend	SSRIB	113	250.9	16.1	\$1,243.00
STONE DG6382RIB Brand Blend	DGVT2PRIB	113	231.3	15.8	\$1,149.00
STONE 1332SS Brand Blend	SSRIB	113	253.4	16.0	\$1,257.00
STONE 6548RIB Brand Blend	SSRIB	115	248.8	17.3	\$1,221.00
STONE 1521SS Brand Blend	SSRIB	115	249.8	16.9	\$1,230.00
STONE 1612SS Brand Blend	SSRIB	116	251.2	16.7	\$1,239.00
PIONEER 1099Q	QROME	110	252.4	16.2	\$1,250.00
BECK'S 6256Q	QROME	112	239.8	16.2	\$1,187.00
Trial Average			240.1	16.2	\$1,189.00

Hinds Farms			Planted: 4/27/2021		
Chestnut, Illinois			Harvested: 9/27/2021		
Logan County			Pop: 36,000		
Product	Trait(s)	RM	Avg. Yield (Bu/A)	Harvest Moisture	Gross Revenue
STONE 5858RIB Brand Blend	SSRIB	108	273.4	19.4	\$1,319.00
STONE 0931SS Brand Blend	SSRIB	109	278.2	21.7	\$1,316.00
STONE 6078RIB Brand Blend	SSRIB	110	290.7	21.0	\$1,384.00
STONE 1122SS Brand Blend	SSRIB	111	278.2	21.4	\$1,320.00
STONE 6368RIB Brand Blend	SSRIB	113	286.1	21.0	\$1,362.00
STONE 1332SS Brand Blend	SSRIB	113	300.8	21.7	\$1,423.00
STONE 1521SS Brand Blend	SSRIB	115	293.1	22.6	\$1,376.00
STONE 1612SS Brand Blend	SSRIB	116	284.6	23.4	\$1,327.00
PIONEER 1108Q	QROME	111	282.9	21.6	\$1,340.00
BECK'S 6256Q	QROME	112	271.0	23.9	\$1,259.00
Trial Average			283.9	21.8	\$1,343.00

Tim Wood			Planted: 5/1/2021		
Sadorus, Illinois			Harvested: 11/8/2021		
Champaign County			Pop: 34,000		
Product	Trait(s)	RM	Avg. Yield (Bu/A)	Harvest Moisture	Gross Revenue
STONE 5858RIB Brand Blend	SSRIB	108	195.5	14.6	\$978.00
STONE 0931SS Brand Blend	SSRIB	109	202.7	14.8	\$1,014.00
STONE 6078RIB Brand Blend	SSRIB	110	206.1	14.8	\$1,031.00
STONE 1122SS Brand Blend	SSRIB	111	214.3	15.0	\$1,072.00
STONE 1332SS Brand Blend	SSRIB	113	205.8	15.0	\$1,029.00
STONE 6368RIB Brand Blend	SSRIB	113	208.4	14.6	\$1,042.00
STONE 1521SS Brand Blend	SSRIB	115	203.5	15.5	\$1,013.00
STONE 1612SS Brand Blend	SSRIB	116	197.9	15.1	\$989.00
PIONEER 1108Q	QROME	111	207.9	14.3	\$1,040.00
BECK'S 6256Q	QROME	112	194.6	15.1	\$972.00
Trial Average			203.7	14.9	\$1,018.00



All yield values are in bu/acre and are adjusted to 15.0% moisture. Gross revenue based on assumed selling price of \$5/bu and assumed drying cost of \$0.04/point moisture over 15.0%

CORN HARVEST REPORTS



Advanced Crop Services			Planted: 4/27/2021		
Cerro Gordo, Illinois			Harvested: 11/8/2021		
Piatt County			Pop: 35,000		
Product	Trait(s)	RM	Avg. Yield (Bu/A)	Harvest Moisture	Gross Revenue
STONE 5852RIB Brand Blend	VT2PRIB	108	257.2	15.5	\$1,281.00
STONE DG5942RIB Brand Blend	DGVT2PRIB	109	255.4	15.5	\$1,272.00
STONE 6072RIB Brand Blend	VT2PRIB	110	248.0	15.6	\$1,234.00
STONE 1132TRE Brand Blend	TRERIB	111	242.1	15.6	\$1,205.00
STONE 1221TRE Brand Blend	TRERIB	112	241.2	15.7	\$1,199.00
STONE 6362RIB Brand Blend	VT2PRIB	113	255.1	15.8	\$1,267.00
STONE DG6382RIB Brand Blend	DGVT2PRIB	113	227.9	15.8	\$1,132.00
STONE 6542RIB Brand Blend	VT2PRIB	115	261.0	15.8	\$1,297.00
STONE 6632RIB Brand Blend	VT2PRIB	116	271.3	15.7	\$1,349.00
Trial Average			251.0	15.7	\$1,248.00

Advanced Crop Services			Planted: 4/27/2021		
Cerro Gordo, Illinois			Harvested: 11/8/2021		
Piatt County			Pop: 35,000		
Product	Trait(s)	RM	Avg. Yield (Bu/A)	Harvest Moisture	Gross Revenue
STONE 0931SS Brand Blend	SSRIB	109	241.2	15.7	\$1,199.00
STONE 6078RIB Brand Blend	SSRIB	110	234.7	15.7	\$1,167.00
STONE 6198RIB Brand Blend	SSRIB	111	256.6	15.7	\$1,276.00
STONE 1122SS Brand Blend	SSRIB	111	260.1	15.7	\$1,293.00
STONE 6368RIB Brand Blend	SSRIB	113	269.0	15.7	\$1,337.00
STONE 1332SS Brand Blend	SSRIB	113	255.4	15.7	\$1,270.00
STONE 1521SS Brand Blend	SSRIB	115	246.2	15.6	\$1,225.00
STONE 1612SS Brand Blend	SSRIB	116	262.2	15.6	\$1,305.00
BECK'S 6256Q	QROME	112	256.0	15.7	\$1,273.00
Trial Average			253.5	15.7	\$1,261.00

Eric Miller			Planted: 5/25/2021		
Hammond, Illinois			Harvested: 10/19/2021		
Piatt County			Pop: 36,000		
Product	Trait(s)	RM	Avg. Yield (Bu/A)	Harvest Moisture	Gross Revenue
STONE 5858RIB Brand Blend	SSRIB	108	242.8	16.5	\$1,199.00
STONE 0931SS Brand Blend	SSRIB	109	248.5	18.0	\$1,213.00
STONE 6078RIB Brand Blend	SSRIB	110	261.8	19.0	\$1,267.00
STONE 1122SS Brand Blend	SSRIB	111	257.0	19.5	\$1,239.00
STONE 1132TRE Brand Blend	TRERIB	111	259.7	17.5	\$1,273.00
STONE 6368RIB Brand Blend	SSRIB	113	256.3	21.2	\$1,218.00
STONE 1332SS Brand Blend	SSRIB	113	268.3	20.0	\$1,288.00
STONE 1521SS Brand Blend	SSRIB	115	261.5	20.7	\$1,248.00
PIONEER 1099Q	QROME	110	254.3	18.6	\$1,235.00
BECK'S 5909Q	QROME	109	246.0	18.3	\$1,198.00
Trial Average			255.6	18.9	\$1,238.00

Jim and John Murphy			Planted: 4/2/2021		
Wapella, Illinois			Harvested: 10/1/2021		
Dewitt County			Pop: 34,500		
Product	Trait(s)	RM	Avg. Yield (Bu/A)	Harvest Moisture	Gross Revenue
STONE 5858RIB Brand Blend	SSRIB	108	173.8	13.5	\$869.00
STONE 0921SS Brand Blend	SSRIB	109	194.6	13.5	\$973.00
STONE 0931SS Brand Blend	SSRIB	109	186.6	13.3	\$933.00
STONE 6078RIB Brand Blend	SSRIB	110	192.5	13.3	\$963.00
STONE 1122SS Brand Blend	SSRIB	111	167.7	13.8	\$839.00
STONE 6368RIB Brand Blend	SSRIB	113	176.1	14.7	\$881.00
STONE 1332SS Brand Blend	SSRIB	113	173.6	14.8	\$868.00
STONE 1521SS Brand Blend	SSRIB	115	178.5	15.7	\$888.00
PIONEER 1099Q	QROME	110	166.5	15.0	\$833.00
BECK'S 6256Q	QROME	112	162.3	14.8	\$812.00
Trial Average			177.2	14.2	\$886.00



All yield values are in bu/acre and are adjusted to 15.0% moisture. Gross revenue based on assumed selling price of \$5/bu and assumed drying cost of \$0.04/point moisture over 15.0%

CORN HARVEST REPORTS



Toohill Seed			Planted: 5/2/2021		
Clinton, Illinois			Harvested: 9/19/2021		
Dewitt County			Pop: 35,000		
Product	Trait(s)	RM	Avg. Yield (Bu/A)	Harvest Moisture	Gross Revenue
STONE 5858RIB Brand Blend	SSRIB	108	225.0	16.7	\$1,110.00
STONE 0921SS Brand Blend	SSRIB	109	227.7	18.0	\$1,111.00
STONE 0931SS Brand Blend	SSRIB	109	236.4	18.3	\$1,151.00
STONE 6078RIB Brand Blend	SSRIB	110	250.7	20.6	\$1,197.00
STONE 1122SS Brand Blend	SSRIB	111	237.2	23.0	\$1,110.00
STONE 6368RIB Brand Blend	SSRIB	113	250.2	22.6	\$1,175.00
STONE 1332SS Brand Blend	SSRIB	113	251.9	23.0	\$1,179.00
STONE 1521SS Brand Blend	SSRIB	115	243.4	21.0	\$1,159.00
PIONEER 1099Q	QROME	110	243.1	23.0	\$1,138.00
BECK'S 6256Q	QROME	112	225.4	21.0	\$1,073.00
Trial Average			239.1	20.7	\$1,140.00

Dave Steward			Planted: 5/2/2021		
Kinney, Illinois			Harvested: 9/19/2021		
Dewitt County			Pop: 35,000		
Product	Trait(s)	RM	Avg. Yield (Bu/A)	Harvest Moisture	Gross Revenue
STONE 5858RIB Brand Blend	SSRIB	108	214.6	16.3	\$1,062.00
STONE 0931SS Brand Blend	SSRIB	109	204.8	18.3	\$997.00
STONE 6078RIB Brand Blend	SSRIB	110	227.9	17.8	\$1,114.00
STONE 1122SS Brand Blend	SSRIB	111	191.5	19.1	\$926.00
STONE 6368RIB Brand Blend	SSRIB	113	222.4	22.6	\$1,044.00
STONE 1332SS Brand Blend	SSRIB	113	224.4	21.0	\$1,068.00
STONE 1521SS Brand Blend	SSRIB	115	222.5	22.8	\$1,043.00
STONE 1612SS Brand Blend	SSRIB	116	208.6	23.7	\$970.00
PIONEER 1099Q	QROME	110	226.4	18.2	\$1,103.00
BECK'S 6256Q	QROME	112	218.4	20.9	\$1,040.00
Trial Average			216.2	20.1	\$1,037.00

Not Available			Planted: 4/7/2021		
Mt. Pulaski, Illinois			Harvested: 10/22/2021		
Logan County			Pop: 36,000		
Product	Trait(s)	RM	Avg. Yield (Bu/A)	Harvest Moisture	Gross Revenue
STONE 5858RIB Brand Blend	SSRIB	108	237.3	15.8	\$1,179.00
STONE 0931SS Brand Blend	SSRIB	109	255.7	15.9	\$1,269.00
STONE 6078RIB Brand Blend	SSRIB	110	256.0	16.6	\$1,264.00
STONE 1122SS Brand Blend	SSRIB	111	245.2	17.1	\$1,272.00
STONE 6368RIB Brand Blend	SSRIB	113	251.8	17.7	\$1,205.00
STONE 1332SS Brand Blend	SSRIB	113	243.6	17.3	\$1,232.00
STONE 1521SS Brand Blend	SSRIB	115	258.4	17.4	\$1,196.00
STONE 1612SS Brand Blend	SSRIB	116	260.7	17.9	\$1,267.00
PIONEER 1099Q	QROME	110	259.6	17.5	\$1,273.00
Trial Average			252.0	17.0	\$1,240.00

Dan Henebry			Planted: 5/14/2021		
Buffalo, Illinois			Harvested: 10/22/2021		
Sangamon County			Pop: 35,000		
Product	Trait(s)	RM	Avg. Yield (Bu/A)	Harvest Moisture	Gross Revenue
STONE 5858RIB Brand Blend	SSRIB	108	210.0	15.0	\$1,050.00
STONE 0931SS Brand Blend	SSRIB	109	207.1	14.8	\$1,036.00
STONE 6078RIB Brand Blend	SSRIB	110	208.1	14.0	\$1,041.00
STONE 6198RIB Brand Blend	SSRIB	111	202.1	14.1	\$1,011.00
STONE 1122SS Brand Blend	SSRIB	111	229.6	15.0	\$1,148.00
STONE 6368RIB Brand Blend	SSRIB	113	215.9	14.5	\$1,080.00
STONE 1332SS Brand Blend	SSRIB	113	201.6	14.8	\$1,008.00
STONE 1521SS Brand Blend	SSRIB	115	198.7	15.0	\$994.00
STONE 1612SS Brand Blend	SSRIB	116	220.1	15.5	\$1,096.00
BECK'S 6256Q	QROME	112	193.4	16.8	\$953.00
Trial Average			208.7	15.0	\$1,041.00

**GROW WITH STONE SEED™ USING OUR
INTEGRATED APPROACH**



HELP BRING CONSISTENCY TO THE INCONSISTENT ACRE!



LOOK TO PLANT FOR 2022

VT DoublePRO®
RIB COMPLETE™

B R A N D B L E N D

5852RIB

6182RIB

6362RIB

DG6482RIB

6542RIB

6622RIB

LIGHT
GROUND
CORN
PRODUCTS

VERSATILE. TOUGH. RUGGED.

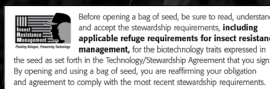
Bayer is a member of Excellence Through Stewardship® (ETS). Bayer products are commercialized in accordance with ETS Product Launch Stewardship Guidance, and in compliance with Bayer's Policy for Commercialization of Biotechnology-Derived Plant Products in Commodity Crops. Commercialized products have been approved for import into key export markets with functioning regulatory systems. Any crop or material produced from this product can only be exported to, or used, processed or sold in countries where all necessary regulatory approvals have been granted. It is a violation of national and international law to move material containing biotech traits across boundaries into nations where import is not permitted. Growers should talk to their grain handler or product purchaser to confirm their buying position for this product. Excellence Through Stewardship® is a registered trademark of Excellence Through Stewardship.

ALWAYS READ AND FOLLOW PESTICIDE LABEL DIRECTIONS. B.t. products may not yet be registered in all states. Check with your seed brand representative for the registration status in your state.

IMPORTANT IRM INFORMATION: RIB Complete® corn blend products do not require the planting of a structured refuge **except** in the Cotton-Growing Area where corn earworm is a significant pest. See the IRM/Grower Guide for additional information. Always read and follow IRM requirements.

Performance may vary from location to location and from year to year, as local growing, soil and weather conditions may vary. Growers should evaluate data from multiple locations and years whenever possible and should consider the impacts of these conditions on the grower's fields.

Roundup Ready® 2 Technology contains genes that confer tolerance to glyphosate. Glyphosate will kill crops that are not tolerant to glyphosate. Herculex® is a registered trademark of Dow AgroSciences LLC. LibertyLink® and the Water Droplet Design® is a trademark of BASF Corporation. Respect the Refuge and Corn Design® and Respect the Refuge® are registered trademarks of National Corn Growers Association. RIB Complete®, Roundup Ready 2 Technology and Design™, Roundup Ready®, SmartStax®, Stone Seed & Design™ and Stone Seed™ are trademarks of Bayer Group. ©2021 Bayer Group. All rights reserved.





PLANT STONE SEED™



**DON'T MISS OUT ON THE
OPPORTUNITY TO INCREASE
YOUR YIELD POTENTIAL!**

B
R
A
N
D
B
L
E
N
D

6072RIB

6362RIB

6542RIB

6622RIB

1812DP

Bayer is a member of Excellence Through Stewardship® (ETS). Bayer products are commercialized in accordance with ETS Product Launch Stewardship Guidance, and in compliance with Bayer's Policy for Commercialization of Biotechnology-Derived Plant Products in Commodity Crops. Commercialized products have been approved for import into key export markets with functioning regulatory systems. Any crop or material produced from this product can only be exported to, or used, processed or sold in countries where all necessary regulatory approvals have been granted. It is a violation of national and international law to move material containing biotech traits across boundaries into nations where import is not permitted. Growers should talk to their grain handler or product purchaser to confirm their buying position for this product. Excellence Through Stewardship® is a registered trademark of Excellence Through Stewardship.

ALWAYS READ AND FOLLOW PESTICIDE LABEL DIRECTIONS. B.t. products may not yet be registered in all states. Check with your seed brand representative for the registration status in your state.

IMPORTANT IRM INFORMATION: RIB Complete® corn blend products do not require the planting of a structured refuge **except** in the Cotton-Growing Area where corn earworm is a significant pest. **See the IRM/ Grower Guide for additional information. Always read and follow IRM requirements.**

Performance may vary, from location to location and from year to year, as local growing, soil and weather conditions may vary. Growers should evaluate data from multiple locations and years whenever possible and should consider the impacts of these conditions on the grower's fields.

Roundup Ready® 2 Technology contains genes that confer tolerance to glyphosate. Glyphosate will kill crops that are not tolerant to glyphosate. Herculex® is a registered trademark of Dow AgroSciences LLC. LibertyLink® and the Water Droplet Design® is a trademark of BASF Corporation. Respect the Refuge and Corn Design® and Respect the Refuge® are registered trademarks of National Corn Growers Association. RIB Complete®, Roundup Ready 2 Technology and Design™, Roundup Ready®, SmartStax®, Stone Seed & Design™ and Stone Seed™ are trademarks of Bayer Group. ©2021 Bayer Group. All rights reserved.

Before opening a bag of seed, be sure to read, understand and accept the stewardship requirements, including applicable refuge requirements for insect resistance management, for the biotechnology traits expressed in the seed as set forth in the Technology/Stewardship Agreement that you sign. By opening and using a bag of seed, you are reaffirming your obligation and agreement to comply with the most recent stewardship requirements.



CORN PRODUCT SUMMARIES



DG5942RIB Brand Blend

Vs. Leading Competitors
Multi-Year Summary as of 11/16/2021

DroughtGard[®]
HYBRIDS
VTDoublePRO[®]
RIB COMPLETE

Brand	Product	RM	Tests #	Avg. Yield (Bu/Acre)			% Moisture			Gross Revenue (\$/Acre)		
				DG5942RIB	Other	Adv.	DG5942RIB	Other	Adv.	DG5942RIB	Other	Adv.
BECK'S	6049V2P	110	5	248.7	232.1	16.5	14.6	15.3	-0.7	\$1,241	\$1,153	\$88
GOLDEN HARVEST	G08D29-3120A-EZR	108	6	229.2	214.6	14.6	17.9	18.6	-0.7	\$1,119	\$1,043	\$76
GOLDEN HARVEST	G10D21-3330-EZR	110	8	234.5	233.2	1.2	17.9	19.5	-1.6	\$1,145	\$1,123	\$22
GOLDEN HARVEST	G10L16-3220A	110	3	224	229.5	-5.5	16.7	17.4	-0.7	\$1,104	\$1,125	-\$21
NK	NK1082-3330A-EZR	110	4	230.1	210.4	19.8	17.5	19	-1.5	\$1,127	\$1,020	\$107
NK	NK1026-5332	110	4	266.2	259.8	6.4	14.6	16.4	-1.9	\$1,328	\$1,281	\$47
PIONEER	P1077AM	110	40	239.9	233.2	6.7	17.3	18.4	-1.1	\$1,176	\$1,134	\$42
PIONEER	P1099Q	110	10	244.9	234.5	10.4	18.6	18.9	-0.3	\$1,189	\$1,136	\$53
PIONEER	P1108Q	111	30	247.2	241.4	5.8	17.6	19.7	-2	\$1,209	\$1,162	\$47
PIONEER	P1197AM	111	25	232.7	233.5	-0.8	17.7	18.9	-1.2	\$1,138	\$1,131	\$7
AVERAGE			135	239.7	232.2	7.5	17.0	18.2	-1.2	\$1,178	\$1,131	\$47

6072RIB Brand Blend

Vs. Leading Competitors
Multi-Year Summary as of 11/16/2021

VTDoublePRO[®]
RIB COMPLETE

Brand	Product	RM	Tests #	Avg. Yield (Bu/Acre)			% Moisture			Gross Revenue (\$/Acre)		
				6072RIB	Other	Adv.	6072RIB	Other	Adv.	6072RIB	Other	Adv.
BECK'S	6049V2P	110	5	253.9	246.7	7.2	14.9	15.3	-0.4	\$1,262	\$1,224	\$38
BECK'S	6374V2P	113	5	232.1	234.5	-2.4	17.8	18.7	-0.9	\$1,135	\$1,139	-\$4
GOLDEN HARVEST	G08D29-3120A-EZR	108	11	232.3	215.7	16.6	19.2	19	0.2	\$1,123	\$1,044	\$79
GOLDEN HARVEST	G10D21-3330 EZR	110	9	238.1	235.4	2.8	18.2	19.2	-1	\$1,160	\$1,137	\$23
GOLDEN HARVEST	G13T41-3120	113	4	238.1	229.5	8.6	16	18.4	-2.4	\$1,181	\$1,116	\$65
NK	NK1082-3330A-EZR	110	10	232.9	222.8	10.1	17.5	18.1	-0.5	\$709	\$675	\$34
PIONEER	P1077AM	110	33	236.4	233.4	3	18.2	18.7	-0.5	\$1,152	\$1,131	\$21
PIONEER	P1099Q	110	23	243.3	237.1	6.2	20.2	20.9	-0.7	\$1,166	\$1,130	\$36
PIONEER	P1108Q	111	46	245	242.7	2.3	19	20.6	-1.5	\$1,185	\$1,160	\$25
PIONEER	P1185AM	111	6	241.5	234.8	6.8	19.1	19.2	-0.1	\$1,168	\$1,134	\$34
PIONEER	P1197AMXT	111	63	236.2	228.2	8	19.8	21	-1.2	\$1,135	\$1,086	\$49
AVERAGE			215	239.1	232.8	6.3	18.2	19.0	-0.8	\$1,125	\$1,089	\$36

HELP MAXIMIZE

YIELD AND PROFIT POTENTIAL

THROUGH HIGH YIELD MANAGEMENT.

CORN PRODUCT SUMMARIES



1132TRE Brand Blend				Vs. Leading Competitors						Trecepta®		
				Multi-Year Summary as of 11/16/2021						RIB COMPLETE		
Brand	Product	RM	Tests #	Avg. Yield (Bu/Acre)			% Moisture			Gross Revenue (\$/Acre)		
				1132TRE	Other	Adv.	1132TRE	Other	Adv.	1132TRE	Other	Adv.
BECK'S	6256Q	112	6	242.3	237	5.3	16.7	18	-1.3	\$1,193	\$1,155	\$38
BECK'S	6374V2P	113	8	254.6	255.3	-0.7	15.3	16.2	-0.9	\$1,266	\$1,263	\$3
GOLDEN HARVEST	G11V76-3120	111	8	232.3	215.7	16.6	19.2	19	0.2	\$1,123	\$1,044	\$79
GOLDEN HARVEST	G13P84-3120	113	4	224.9	210.9	13.9	16.6	18.4	-1.8	\$1,108	\$1,025	\$83
GOLDEN HARVEST	G14N11-5222-EZR	114	4	264.7	246.8	17.9	15	18.7	-3.7	\$1,315	\$1,196	\$119
NK	NK1082-3220A-EZR	110	7	239.9	235.2	4.7	17.8	17.8	0	\$1,171	\$1,148	\$23
NK	NK1321-3120	113	7	255.6	232.4	23.1	15.3	17.8	-2.4	\$1,269	\$1,136	\$133
PIONEER	P1077AM	110	23	243.2	233.1	10.1	17.5	17.9	-0.4	\$1,190	\$1,137	\$53
PIONEER	P1099Q	110	17	244.5	238.4	6	21.1	22.2	-1	\$1,161	\$1,124	\$37
PIONEER	P1108Q	111	16	249.6	243.9	5.7	16.8	17.4	-0.6	\$1,228	\$1,195	\$33
PIONEER	P1185AM	111	6	237.6	240.7	-3	17.9	18.6	-0.6	\$1,158	\$1,168	-\$10
PIONEER	P1359AM	113	12	261.4	252.8	8.6	16.2	16.6	-0.4	\$1,295	\$1,249	\$46
AVERAGE			118	245.9	236.9	9.0	17.1	18.2	-1.1	\$1,206	\$1,153	\$53



6362RIB Brand Blend				Vs. Leading Competitors						VT DoublePRO®		
				Multi-Year Summary as of 11/16/2021						RIB COMPLETE		
Brand	Product	RM	Tests #	Avg. Yield (Bu/Acre)			% Moisture			Gross Revenue (\$/Acre)		
				6362RIB	Other	Adv.	6362RIB	Other	Adv.	6362RIB	Other	Adv.
BECK'S	6374V2P	113	4	217.5	217.9	-0.4	20.3	19.7	0.6	\$1,042	\$1,048	-\$6
BECK'S	6557V2P	115	10	234.1	230.2	4	18.5	19.2	-0.7	\$1,137	\$1,111	\$26
BECK'S	6589V2P	115	10	213.8	201.4	12.4	17.6	18.2	-0.6	\$1,047	\$982	\$65
GOLDEN HARVEST	G13Z50-3220	113	6	237.2	221	16.2	17.9	17.9	0	\$1,158	\$1,078	\$80
NK	NK1460-5222	114	4	257.4	242.9	14.5	20.2	21.1	-1	\$1,233	\$1,154	\$79
PIONEER	P1108Q	111	36	253.1	243	10	23.1	22.1	1	\$1,183	\$1,147	\$36
PIONEER	P1185AM	111	3	219.2	204.1	15.1	24.4	20	4.3	\$1,015	\$980	\$35
PIONEER	P1197AM	111	58	241.8	237.6	4.2	21.9	20.8	1.2	\$1,140	\$1,131	\$9
PIONEER	P1366AM	113	41	243.3	229.1	14.2	22.6	20.7	1.9	\$1,141	\$1,092	\$49
PIONEER	P1464AML	114	36	235.4	227.2	8.2	19.3	19.4	-0.1	\$1,135	\$1,095	\$40
AVERAGE			208	235.3	225.4	9.8	20.6	19.9	0.7	\$1,123	\$1,082	\$41

All yield values are in bu/acre and are adjusted to 15% moisture. Gross Revenue based on assumed selling price of \$5.00/bu and assumed drying cost of \$0.04/point moisture over 15%.

CORN PRODUCT SUMMARIES



DG6382RIB Brand Blend

Vs. Leading Competitors
Multi-Year Summary as of 11/16/2021

DroughtGard[®]
HYBRIDS
VTDoublePRO[®]
RIB COMPLETE

Brand	Product	RM	Tests #	Avg. Yield (Bu/Acre)			% Moisture			Gross Revenue (\$/Acre)		
				DG6382RIB	Other	Adv.	DG6382RIB	Other	Adv.	DG6382RIB	Other	Adv.
BECK'S	6256Q	112	7	243.7	240.8	3	18	18.6	-0.6	\$1,189	\$1,168	\$21
BECK'S	6557V2P	115	13	256.9	244.6	12.4	17.2	18.3	-1.2	\$1,262	\$1,190	\$72
GOLDEN HARVEST	G13P84-3120	113	7	246	234.9	11.1	18.6	19.3	-0.6	\$1,192	\$1,133	\$59
GOLDEN HARVEST	G14N11-5222-EZR	114	6	236.3	233.1	3.2	20.3	21	-0.7	\$1,131	\$1,109	\$22
NK	NK1321-3120	113	7	256.4	235.3	21.2	18.8	19.4	-0.5	\$1,241	\$1,134	\$107
PIONEER	P1108Q	111	18	243.9	235.7	8.2	19.1	19.4	-0.4	\$1,179	\$1,136	\$43
PIONEER	P1197AM	111	26	232.3	225.5	6.9	19.5	19	0.5	\$1,118	\$1,089	\$29
PIONEER	P1359AM	113	8	269.3	262.4	6.9	15.7	15.9	-0.2	\$1,339	\$1,303	\$36
PIONEER	P1464AML	114	37	252.4	239.1	13.3	18.1	19.4	-1.3	\$1,229	\$1,152	\$77
AVERAGE			129	248.6	239.0	9.6	18.4	18.9	-0.6	\$1,209	\$1,157	\$52

1512TRE Brand Blend

Vs. Leading Competitors
Multi-Year Summary as of 11/16/2021

Trecepta[®]
RIB COMPLETE

Brand	Product	RM	Tests #	Avg. Yield (Bu/Acre)			% Moisture			Gross Revenue (\$/Acre)		
				1512TRE	Other	Adv.	1512TRE	Other	Adv.	1512TRE	Other	Adv.
BECK'S	6557V2P	115	14	257.9	251	6.9	17.5	17.8	-0.3	\$1,263	\$1,227	\$36
GOLDEN HARVEST	G15J91-3220-EZR	115	5	270.3	246.8	23.5	17.9	18.7	-0.8	\$1,319	\$1,197	\$122
GOLDEN HARVEST	G16Q82-3120	116	8	251.1	232.2	18.9	20	20.3	-0.3	\$1,204	\$1,111	\$93
NK	NK1523-3220-EZR	115	5	262.9	245.9	17	20.8	20.9	-0.1	\$1,253	\$1,171	\$82
PIONEER	P1464AML	114	18	248.1	238.8	9.3	16.8	16.8	0	\$1,222	\$1,175	\$47
AVERAGE			50	258.1	242.9	15.1	18.6	18.9	-0.3	\$1,252	\$1,176	\$76

6542RIB Brand Blend

Vs. Leading Competitors
Multi-Year Summary as of 11/16/2021

VTDoublePRO[®]
RIB COMPLETE

Brand	Product	RM	Tests #	Avg. Yield (Bu/Acre)			% Moisture			Gross Revenue (\$/Acre)		
				6542RIB	Other	Adv.	6542RIB	Other	Adv.	6542RIB	Other	Adv.
BECK'S	6414V2P	114	9	259.3	247.1	12.2	19.5	18.6	0.9	\$1,251	\$1,202	\$49
BECK'S	6557V2P	115	17	260.1	245.2	14.9	18.4	18.5	-0.1	\$1,266	\$1,192	\$74
GOLDEN HARVEST	G15J91-3220-EZR	115	13	255.6	235	20.5	20.8	21.2	-0.4	\$1,220	\$1,117	\$103
GOLDEN HARVEST	G16Q82-3120	116	10	250.9	235.8	15.1	19.7	20.4	-0.7	\$1,206	\$1,128	\$78
NK	NK1661-3120A	116	6	246.5	240.9	5.6	19.7	20.5	-0.8	\$1,184	\$1,150	\$34
PIONEER	P1359AM	113	13	260.2	251.7	8.6	16.9	16.7	0.2	\$1,282	\$1,242	\$40
PIONEER	P1380AM	113	48	251	240.8	10.2	22.6	20.6	2	\$1,177	\$1,150	\$27
PIONEER	P1464AML	114	47	244.2	232.3	12	19	18.7	0.3	\$1,183	\$1,126	\$57
PIONEER	P1847AML	118	11	239.7	235.4	4.3	20.2	21.8	-1.6	\$1,149	\$1,113	\$36
PIONEER	P1870AM	118	5	234.7	217.9	16.8	18	20	-2	\$1,143	\$1,044	\$99
AVERAGE			179	250.2	238.2	12.0	19.5	19.7	-0.2	\$1,206	\$1,146	\$60

CORN PRODUCT SUMMARIES



6622RIB Brand Blend				Vs. Leading Competitors						VT Double PRO[®]		
				Multi-Year Summary as of 11/16/2021						RIB COMPLETE		
Brand	Product	RM	Tests #	Avg. Yield (Bu/Acre)			% Moisture			Gross Revenue (\$/Acre)		
				6622RIB	Other	Adv.	6622RIB	Other	Adv.	6622RIB	Other	Adv.
BECK'S	6557V2P	115	9	249.2	239.9	9.3	17.9	17.4	0.5	\$1,217	\$1,176	\$41
GOLDEN HARVEST	G15J91-3220-EZR	115	3	249.8	239.5	10.4	20.1	20.1	0	\$1,198	\$1,150	\$48
PIONEER	P1380AM	113	11	246.2	244.1	2.1	22.3	19.5	2.8	\$1,158	\$1,177	-\$19
PIONEER	P1464AML	114	32	240.9	230.1	10.8	19.5	18.4	1	\$1,160	\$1,118	\$42
PIONEER	P1847AML	118	7	237.9	233.7	4.2	18.8	19.2	-0.5	\$1,152	\$1,127	\$25
PIONEER	P1870AM	118	4	225.2	209.4	15.8	19.8	19.9	-0.1	\$1,082	\$1,004	\$48
AVERAGE			66	241.5	232.8	8.8	19.7	19.1	0.6	\$1,161	\$1,125	\$31

1812DP Brand Blend				Vs. Leading Competitors						VT Double PRO[®]		
				Multi-Year Summary as of 11/16/2021						RIB COMPLETE		
Brand	Product	RM	Tests #	Avg. Yield (Bu/Acre)			% Moisture			Gross Revenue (\$/Acre)		
				1812DP	Other	Adv.	1812DP	Other	Adv.	1812DP	Other	Adv.
BECK'S	6557V2P	115	9	262.5	246.8	15.9	17.9	18.1	-0.2	\$1,281	\$1,203	\$78
PIONEER	P1847AML	118	3	305.9	296.9	9	18.3	19	-0.8	\$1,490	\$1,437	\$53
PIONEER	P1870YHR	118	3	248.7	196.3	52.3	22.5	21.8	0.8	\$1,168	\$928	\$240
AVERAGE			15	272.4	246.7	25.7	19.6	19.6	-0.1	\$1,313	\$1,189	\$124

0931SS Brand Blend				Vs. Leading Competitors						SmartStax[®]		
				Multi-Year Summary as of 11/16/2021						RIB COMPLETE		
Brand	Product	RM	Tests #	Avg. Yield (Bu/Acre)			% Moisture			Gross Revenue (\$/Acre)		
				0931SS	Other	Adv.	0931SS	Other	Adv.	0931SS	Other	Adv.
BECK'S	5909Q	109	6	210.3	214.3	-4	18	18.1	-0.1	\$1,024	\$1,044	-\$20
BECK'S	6049V2P	110	8	241.6	237	4.6	16.4	15.6	0.8	\$1,189	\$1,170	\$19
BECK'S	6256Q	112	19	226.9	225.8	1.1	17.2	18.8	-1.7	\$1,112	\$1,093	\$19
GOLDEN HARVEST	G07G73-5122	107	9	262.9	252.7	10.2	16.5	16.6	0	\$1,295	\$1,246	\$49
GOLDEN HARVEST	G10D21-3330-EZR	110	10	255.7	250.4	5.3	18.7	19.8	-1.1	\$1,239	\$1,204	\$35
GOLDEN HARVEST	G10L16-5222A-EZR	110	14	251.2	240.5	10.7	18.5	19.4	-0.9	\$1,220	\$1,160	\$60
NK	NK1026-5332	110	7	260.6	259.6	1	16.3	17.1	-0.8	\$1,286	\$1,276	\$10
PIONEER	P1093Q	110	18	242.5	222	20.5	21.7	21.2	0.5	\$1,147	\$1,055	\$92
PIONEER	P1099Q	110	42	240.8	240.6	0.1	20.2	20.1	0.2	\$1,151	\$1,152	-\$1
PIONEER	P1108Q	111	73	241.9	239.9	2	19.6	20.4	-0.8	\$1,163	\$1,147	\$16
PIONEER	P1197AMXT	111	41	237.7	234.5	3.2	21.7	22	-0.3	\$1,124	\$1,106	\$18
AVERAGE			247	242.9	237.9	5.0	18.6	19.0	-0.4	\$1,177	\$1,150	\$27

CORN PRODUCT SUMMARIES



6078RIB Brand Blend

Vs. Leading Competitors
Multi-Year Summary as of 11/16/2021

SmartStax
RIB COMPLETE

Brand	Product	RM	Tests #	Avg. Yield (Bu/Acre)			% Moisture			Gross Revenue (\$/Acre)		
				6078RIB	Other	Adv.	6078RIB	Other	Adv.	6078RIB	Other	Adv.
BECK'S	5909Q	109	6	219.5	214.3	5.2	17.8	18.1	-0.3	\$1,069	\$1,044	\$25
BECK'S	6256Q	112	19	229.2	225.8	3.4	17.3	18.8	-1.6	\$1,121	\$1,093	\$28
GOLDEN HARVEST	G10D21-5332	110	7	261.1	264.9	-3.8	16.3	16.9	-0.6	\$1,288	\$1,302	-\$14
GOLDEN HARVEST	10L16-5222A-EZR	110	12	254.9	244.7	10.2	18.4	19.2	-0.7	\$1,238	\$1,182	\$56
NK	NK1026-5332	110	7	261.1	259.6	1.5	16.3	17.1	-0.7	\$1,288	\$1,276	\$12
NK	NK1082-5222A-EZR	110	9	252.7	245.8	6.9	19.1	19.9	-0.8	\$1,220	\$1,181	\$39
PIONEER	P1099Q	110	42	246.2	240.6	5.6	20.5	20.1	0.5	\$1,174	\$1,152	\$22
PIONEER	P1108Q	111	76	243.6	238.8	4.9	19.9	20.5	-0.6	\$1,169	\$1,140	\$29
PIONEER	P1197AMXT	111	31	245.4	232.6	12.8	22.4	22.2	0.2	\$1,154	\$1,096	\$58
AVERAGE			209	246.0	240.8	5.2	18.7	19.2	-0.5	\$1,191	\$1,163	\$28

1332SS Brand Blend

Vs. Leading Competitors
Multi-Year Summary as of 11/16/2021

SmartStax
RIB COMPLETE

Brand	Product	RM	Tests #	Avg. Yield (Bu/Acre)			% Moisture			Gross Revenue (\$/Acre)		
				1332SS	Other	Adv.	1332SS	Other	Adv.	1332SS	Other	Adv.
BECK'S	6256Q	112	18	234.5	225.5	9	18.3	18.8	-0.5	\$1,139	\$1,092	\$47
GOLDEN HARVEST	G12S75-5122-EZR	112	9	271.1	261.2	9.8	18.2	19	-0.8	\$1,321	\$1,264	\$57
GOLDEN HARVEST	G14N11-5222-EZR	114	9	271.1	253.6	17.4	18.2	19.1	-1	\$1,321	\$1,226	\$95
NK	NK1239-5122-EZR	112	4	270.6	257	13.6	17.3	17.3	0	\$1,327	\$1,259	\$68
PIONEER	P1108Q	111	39	248.6	242	6.6	21.8	20.7	1.1	\$1,176	\$1,155	\$21
PIONEER	P1197AMXT	111	19	247.4	237.9	9.5	25	22.4	2.6	\$1,140	\$1,119	\$21
PIONEER	P1366Q	113	24	255.6	241.1	14.5	22.6	21.1	1.5	\$1,202	\$1,147	\$55
AVERAGE			122	257.0	245.5	11.5	20.2	19.8	0.4	\$1,232	\$1,180	\$52

PARTNERING WITH

**ILLINOIS FARMERS TO BRING THEIR
PLAN FOR THE SEASON TO LIFE.**

CORN PRODUCT SUMMARIES



6368RIB Brand Blend				Vs. Leading Competitors						SmartStax[®]		
				Multi-Year Summary as of 11/16/2021						RIB COMPLETE[™]		
Brand	Product	RM	Tests #	Avg. Yield (Bu/Acre)			% Moisture			Gross Revenue (\$/Acre)		
				6368RIB	Other	Adv.	6368RIB	Other	Adv.	6368RIB	Other	Adv.
BECK'S	6256Q	112	18	231.4	224	7.4	18.8	18.8	0	\$1,121	\$1,084	\$37
BECK'S	6557V2P	115	21	241	237.1	3.9	18.9	19.3	-0.4	\$1,167	\$1,145	\$22
GOLDEN HARVEST	G14N11-5222-EZR	114	21	257.9	246.1	11.8	20.1	20.6	-0.5	\$1,236	\$1,175	\$61
GOLDEN HARVEST	G15J91-3220-EZR	115	13	254.9	244.2	10.7	20.4	22	-1.6	\$1,219	\$1,153	\$66
NK	NK1239-5122-EZR	112	13	256.8	248.9	7.9	20.3	19.6	0.7	\$1,228	\$1,196	\$32
PIONEER	P1108Q	111	79	247.6	240	7.6	21.6	20.4	1.2	\$1,171	\$1,147	\$24
PIONEER	P1366Q	113	27	257.2	240.5	16.7	23.1	21.2	1.9	\$1,203	\$1,144	\$59
PIONEER	P1464AML	114	17	257.7	245.6	12	22.2	21.6	0.6	\$1,213	\$1,163	\$50
AVERAGE			209	250.6	240.8	9.8	20.7	20.4	0.2	\$1,195	\$1,151	\$44

1521SS Brand Blend				Vs. Leading Competitors						SmartStax[®]		
				Multi-Year Summary as of 11/16/2021						RIB COMPLETE[™]		
Brand	Product	RM	Tests #	Avg. Yield (Bu/Acre)			% Moisture			Gross Revenue (\$/Acre)		
				1521SS	Other	Adv.	1521SS	Other	Adv.	1521SS	Other	Adv.
BECK'S	6256Q	112	19	230.2	225.8	4.4	19	18.8	0.1	\$1,113	\$1,093	\$20
GOLDEN HARVEST	G14N11-5222-EZR	114	19	252.6	249.2	3.3	20.5	20.2	0.3	\$1,206	\$1,193	\$13
GOLDEN HARVEST	G15L32-5222-EZR	115	5	245.3	236.3	9	23.1	21.1	2.1	\$1,145	\$1,121	\$24
NK	NK1239-5122-EZR	112	14	252.5	248.3	4.2	21.4	20	1.4	\$1,197	\$1,190	\$7
PIONEER	P1366Q	113	25	248.6	242.7	5.8	23.3	21	2.3	\$1,159	\$1,156	\$3
AVERAGE			82	245.8	240.5	5.3	21.5	20.2	1.2	\$1,164	\$1,151	\$13



**LOCALLY
TESTED.**

**LOCALLY
TRUSTED.**

**LOCALLY
PROVEN.**



COMPREHENSIVE SOLUTIONS

to Help Maximize Your Yield Potential

SOYBEAN



Built on high-yielding Roundup Ready 2 Xtend® Technology, XtendFlex® soybeans provide farmers with yet another option to drive and protect their yield potential with triple-stacked tolerance to dicamba, glyphosate and glufosinate.

- Count on high-yielding performance with your choice of three effective herbicides to support the way you manage your fields' unique weed challenges
- XtendFlex soybeans yielded a 4.0 bu/A advantage¹ on average vs. Enlist E3® soybeans



Roundup Ready 2 Xtend® soybeans provide tolerance to both dicamba and glyphosate herbicides with the high-yielding performance farmers across the country have come to expect.

- Roundup Ready 2 Xtend soybeans yielded a 3.5 bu/A advantage² on average vs. Enlist E3® soybeans



XtendiMax® herbicide with VaporGrip® Technology, a restricted use pesticide, features multiple benefits that help provide weed control on even your toughest acres.³

- Made for tough-to-control weeds such as Palmer amaranth, waterhemp, kochia and marehail
- VaporGrip Technology provides applicators confidence in their on-target application of dicamba in combination with application requirements



3. Data as of October 22, 2020. 2020 Bayer Commercial Germplasm Trials (94 locations in 2020 reporting data located in IL, IN, IA, KS, MD, MI, MN, MO, NE, OH, SD, TN, and WI) Bayer Commercial Germplasm Trials = 9 of the top 10 volume forecasted XtendFlex® products.

4. 2020 Farmer Managed Soybean System Trials (57 locations in 2020 reporting data located with 5-IA, 4-IL, 8-IN, 4-KS, 1-KY, 3-MI, 9-MN, 2-MO, 4-ND, 5-NE, 4-OH, 2-PA, 6-SD). Significant at P < 0.05 LSD at 1.0 Bu/A as of 11/23/2020. Roundup Ready® Xtend Crop System data = Roundup Ready 2 Xtend® soybeans with a farmer-selected weed control program that may include dicamba, glyphosate and various residual herbicides. Enlist™ Weed Control System data = Enlist E3® soybeans with a farmer-selected weed control program that may include glyphosate, Enlist One® herbicide, Liberty® 280 SL herbicide and various residual herbicides.

5. XtendiMax® herbicide with VaporGrip® Technology is part of the Roundup Ready® Xtend Crop System, is a restricted use pesticide and must be used with VaporGrip® Xtra Agent (or an equivalent volatility reduction adjuvant). For approved tank-mix products (including VRAs and DRAs), nozzles and other important label information visit XtendiMaxApplicationRequirements.com.

TRAIT IDENTIFICATION

- XF XtendFlex® Soybeans
- R2X Roundup Ready 2 Xtend® Soybeans
- CONV Conventional



HELP MINIMIZE RISK
 HELP MAXIMIZE
 YIELD POTENTIAL



LATE GROUP 2
 BRAND

2XF2850
 2XF2932

EARLY GROUP 3
 BRAND

2XF3132
 2XF3352

MID GROUP 3
 BRAND

2XF3531
 2XF3632

LATE GROUP 3
 BRAND

2XF3731
 2XF3931

GROUP 4
 BRAND

2XF4231-SR
 2XF4730-SR

Bayer is a member of Excellence Through Stewardship® (ETS). Bayer products are commercialized in accordance with ETS Product Launch Stewardship Guidance, and in compliance with Bayer's Policy for Commercialization of Biotechnology-Derived Plant Products in Commodity Crops. Commercialized products have been approved for import into key export markets with functioning regulatory systems. Any crop or material produced from this product can only be exported to, or used, processed or sold in countries where all necessary regulatory approvals have been granted. It is a violation of national and international law to move material containing biotech traits across boundaries into nations where import is not permitted. Growers should talk to their grain handler or product purchaser to confirm their buying position for this product. Excellence Through Stewardship® is a registered trademark of Excellence Through Stewardship.

ALWAYS READ AND FOLLOW PESTICIDE LABEL DIRECTIONS. It is a violation of federal and state law to use any pesticide product other than in accordance with its labeling. NOT ALL formulations of dicamba, glyphosate or glufosinate are approved for in-crop use with products with XtendFlex® Technology. ONLY USE FORMULATIONS THAT ARE SPECIFICALLY LABELED FOR SUCH USES AND APPROVED FOR SUCH USE IN THE STATE OF APPLICATION. Contact the U.S. EPA and your state pesticide regulatory agency with any questions about the approval status of dicamba herbicide products for in-crop use with Roundup Ready 2 Xtend® soybeans or products with XtendFlex® Technology.

Performance may vary, from location to location and from year to year, as local growing, soil and weather conditions may vary. Growers should evaluate data from multiple locations and years whenever possible and should consider the impacts of these conditions on the grower's fields.

Products with XtendFlex® Technology contains genes that confer tolerance to glyphosate, glufosinate and dicamba. Glyphosate will kill crops that are not tolerant to glyphosate. Dicamba will kill crops that are not tolerant to dicamba. Glufosinate will kill crops that are not tolerant to glufosinate. Contact your seed brand dealer or refer to the Bayer Technology Use Guide for recommended weed control programs.

LibertyLink® and the Water Droplet Design® is a trademark of BASF Corporation. Roundup Ready 2 Xtend®, Roundup Ready 2 Yield®, Stone Seed & Design™, Stone Seed™ and XtendFlex® are trademarks of Bayer Group. ©2021 Bayer Group. All rights reserved.

No dicamba may be used in-crop with seed in the Roundup Ready® Xtend Crop System unless and until approved by the U.S. EPA and the appropriate state agency for such use. As of 11/1/2020, no dicamba formulations are currently registered by the U.S. EPA for in-crop use with seed in the Roundup Ready® Xtend Crop System in the 2021 season.*

YIELD YOU WANT.

CHOICE YOU NEED.

X **TENDFLEX**
SOYBEANS

PROVEN PERFORMANCE.
NOW WITH THE ADDITION OF
GLUFOSINATE TOLERANCE.

Talk to your dealer to learn more and
visit us online at XtendFlexSoy.com.



*No dicamba may be used in-crop with seed in the Roundup Ready® Xtend Crop System, unless and until approved by the U.S. EPA and the appropriate state agency for such use. As of 11/1/2020, no dicamba formulations are currently registered by the U.S. EPA for in-crop use with seed in the Roundup Ready® Xtend Crop System in the 2021 season. Current stocks of dicamba herbicides previously approved for in-crop use with seed in the Roundup Ready® Xtend Crop System may not be used for the 2021 growing season. Dicamba may harm crops that are not tolerant to dicamba. Contact the U.S. EPA and your state pesticide regulatory agency with any questions about the approval status of dicamba herbicides products for in-crop use with seed in the Roundup Ready® Xtend Crop System.

NOTICE: DO NOT APPLY ANY HERBICIDE TO SEED IN THE ROUNDUP READY® XTEND CROP SYSTEM UNLESS IT HAS A PRODUCT LABEL SPECIFICALLY AUTHORIZING THAT USE. TO USE A HERBICIDE IN ANY MANNER INCONSISTENT WITH ITS LABELING IS A VIOLATION OF FEDERAL LAW. REFER TO THE BAYER TECHNOLOGY USE GUIDE FOR DETAILS AND RECOMMENDATIONS ON USING APPROVED ROUNDUP® AND LIBERTY® BRANDED HERBICIDES ON SEED IN THE ROUNDUP READY® XTEND CROP SYSTEM.

ALWAYS READ AND FOLLOW GRAIN MARKETING AND ALL OTHER STEWARDSHIP PRACTICES AND PESTICIDE LABEL DIRECTIONS. See the Products Use Notice for "Next Big Thing" advertisement for XtendFlex® printed in this publication. All trademarks are the property of their respective owners. ©2020 Bayer Group. All rights reserved.

SOYBEAN HARVEST REPORTS



Robert Gerstenecker			Planted: 5/26/2021		
Vernon, Illinois			Harvested: 10/21/2021		
Marion County			Row Width: 15"		
			Avg. Yield	Harvest	Gross
Product	Trait(s)	MG	(Bu/A)	Moisture	Revenue
STONE 2XF3531 Brand	XF	3.5	58.9	11.7	\$707.00
STONE 2XF3632 Brand	XF	3.6	67.8	11.3	\$814.00
STONE 2XF3731 Brand	XF	3.7	69.3	11.3	\$832.00
STONE 2XF3931 Brand	XF	3.9	70.1	11.4	\$841.00
STONE 2XF4231-SR Brand	XF/SR	4.2	68.2	11.3	\$818.00
STONE 2XF4442-SR Brand	XF/SR	4.4	73.1	11.3	\$877.00
STONE 2XF4730-SR Brand	XF/SR	4.7	74.3	11.2	\$892.00
STONE 2XF4821-SR Brand	XF/SR	4.8	77.1	12.0	\$925.00
Trial Average			69.9	11.4	\$838.00

Scott Limestall			Planted: 6/13/2021		
Waterloo, Illinois			Harvested: 10/10/2021		
Monroe County			Row Width: 15"		
			Avg. Yield	Harvest	Gross
Product	Trait(s)	MG	(Bu/A)	Moisture	Revenue
STONE 2XF3132 Brand	XF	3.1	64.3	12.0	\$772.00
STONE 2XF3352 Brand	XF	3.3	65.6	11.7	\$787.00
STONE 2XF3531 Brand	XF	3.5	71.0	11.6	\$852.00
STONE 2XF3632 Brand	XF	3.6	68.2	11.5	\$818.00
STONE 2XF3731 Brand	XF	3.7	70.6	11.3	\$847.00
STONE 2XF3942-SR Brand	XF/SR	3.9	70.9	11.7	\$851.00
PIONEER 38T76E	ENLSITE3	3.8	72.7	11.3	\$872.00
STINE 39EA02	ENLSITE3	3.9	74.3	11.5	\$892.00
Trial Average			69.7	11.6	\$836.00

Mike Laux			Planted: 5/12/2021		
New Baden, Illinois			Harvested: 11/8/2021		
St. Clair County			Row Width: 15"		
			Avg. Yield	Harvest	Gross
Product	Trait(s)	MG	(Bu/A)	Moisture	Revenue
STONE 2XF3531 Brand	XF	3.5	87.4	12.8	\$1,049.00
STONE 2XF3632 Brand	XF	3.6	81.5	13.1	\$978.00
STONE 2XF3731 Brand	XF	3.7	77.3	13.0	\$928.00
STONE 2XF3931 Brand	XF	3.9	87.1	13.1	\$1,045.00
STONE 2XF3942-SR Brand	XF/SR	3.9	83.1	12.9	\$997.00
STONE 2XF4231-SR Brand	XF/SR	4.2	83.3	12.7	\$1,000.00
STONE 2XF4442-SR Brand	XF/SR	4.4	82.6	13.4	\$991.00
Trial Average			83.2	13.0	\$998.00

Scott Limestall			Planted: 6/14/2021		
Waterloo, Illinois			Harvested: 10/23/2021		
Monroe County			Row Width: 15"		
			Avg. Yield	Harvest	Gross
Product	Trait(s)	MG	(Bu/A)	Moisture	Revenue
STONE 2XF3942-SR Brand	XF/SR	3.9	63.2	13.0	\$758.00
STONE 2XF4231-SR Brand	XF/SR	4.2	71.5	12.9	\$858.00
STONE 2XF4442-SR Brand	XF/SR	4.4	69.0	13.0	\$828.00
STONE 2XF4730-SR Brand	XF/SR	4.7	76.4	13.6	\$917.00
STONE 2XF4821-SR Brand	XF/SR	4.8	76.6	15.1	\$919.00
PIONEER 41T07E	ENLSITE3	4.1	66.8	12.9	\$802.00
STINE 45EB20	ENLSITE3	4.5	74.8	13.0	\$898.00
STINE 46EC20	ENLSITE3	4.6	72.7	13.5	\$872.00
Trial Average			71.4	13.4	\$857.00

Brent Pontious			Planted: 5/1/2021		
St. Peter, Illinois			Harvested: 11/5/2021		
Fayette County			Row Width: 30"		
			Avg. Yield	Harvest	Gross
Product	Trait(s)	MG	(Bu/A)	Moisture	Revenue
STONE 2XF3531 Brand	XF	3.5	74.1	11.5	\$889.00
STONE 2XF3632 Brand	XF	3.6	73.2	11.4	\$878.00
STONE 2XF3731 Brand	XF	3.7	68.3	11.6	\$820.00
STONE 2XF3931 Brand	XF	3.9	73.7	11.5	\$884.00
STONE 2XF4231-SR Brand	XF/SR	4.2	69.2	11.4	\$830.00
STONE 2XF4442-SR Brand	XF/SR	4.4	64.4	11.7	\$773.00
PIONEER 35T01SE	ENLISTE3	3.5	68.3	11.4	\$820.00
Trial Average			70.2	11.5	\$842.00

File Family Farms			Planted: 5/10/2021		
Pocahontas, Illinois			Harvested: 11/5/2021		
Bond County			Row Width: 30"		
			Avg. Yield	Harvest	Gross
Product	Trait(s)	MG	(Bu/A)	Moisture	Revenue
STONE 2XF3531 Brand	XF	3.5	73.9	13.3	\$887.00
STONE 2XF3632 Brand	XF	3.6	64.4	13.3	\$773.00
STONE 2XF3731 Brand	XF	3.7	61.2	13.4	\$734.00
STONE 2XF3931 Brand	XF	3.9	63.0	13.3	\$756.00
STONE 2XF4231-SR Brand	XF/SR	4.2	63.3	13.2	\$760.00
STONE 2XF4442-SR Brand	XF/SR	4.4	53.2	12.8	\$638.00
Trial Average			63.2	13.2	\$758.00

SOYBEAN HARVEST REPORTS




Irvington Research Farm			Planted:	4/15/2021		
Irvington, Illinois			Harvested:	9/29/2021		
Washington County			Row Width:	30"		
Product	Trait(s)	MG	Avg. Yield (Bu/A)	Harvest Moisture	Gross Revenue	
STONE 2XF3352 Brand	XF	3.3	70.1	11.8	\$841.00	
STONE 2XF3531 Brand	XF	3.5	73.9	12.4	\$887.00	
STONE 2XF3632 Brand	XF	3.6	75.0	11.3	\$900.00	
STONE 2XF3731 Brand	XF	3.7	68.2	11.4	\$818.00	
STONE 2XF3931 Brand	XF	3.9	67.4	11.4	\$809.00	
STONE 2XF3942-SR Brand	XF/SR	3.9	76.2	11.3	\$914.00	
STONE 2XF4231-SR Brand	XF/SR	4.2	72.4	11.8	\$869.00	
STONE 2XF4442-SR Brand	XF/SR	4.4	69.2	12.1	\$830.00	
STONE 2XF4730-SR Brand	XF/SR	4.7	69.2	14.4	\$830.00	
STONE 2XF4821-SR Brand	XF/SR	4.8	61.6	16.8	\$739.00	
Trial Average			70.3	12.5	\$844.00	

Glen Guest			Planted:	5/21/2021		
Okawville, Illinois			Harvested:	10/21/2021		
Washington County			Row Width:	15"		
Product	Trait(s)	MG	Avg. Yield (Bu/A)	Harvest Moisture	Gross Revenue	
STONE 2XF3352 Brand	XF	3.3	77.4	11.8	\$929.00	
STONE 2XF3531 Brand	XF	3.5	83.2	12.1	\$998.00	
STONE 2XF3632 Brand	XF	3.6	81.5	12.1	\$978.00	
STONE 2XF3731 Brand	XF	3.7	79.4	12.0	\$953.00	
STONE 2XF3931 Brand	XF	3.9	69.3	12.2	\$832.00	
STONE 2XF4231-SR Brand	XF/SR	4.2	78.8	12.1	\$946.00	
STONE 2XF4442-SR Brand	XF/SR	4.4	77.1	12.1	\$925.00	
STONE 2XF4730-SR Brand	XF/SR	4.7	78.5	13.0	\$942.00	
STONE 2XF4821-SR Brand	XF/SR	4.8	78.9	13.8	\$947.00	
STONE 2RX4029 Brand	RR2X	4.0	78.7	14.0	\$944.00	
Trial Average			78.3	12.5	\$939.00	

Alan Buerster			Planted:	5/24/2021		
Ingraham, Illinois			Harvested:	11/3/2021		
Clay County			Row Width:	Twin		
Product	Trait(s)	MG	Avg. Yield (Bu/A)	Harvest Moisture	Gross Revenue	
STONE 2XF3132 Brand	XF	3.1	75.4	14.7	\$905.00	
STONE 2XF3352 Brand	XF	3.3	65.1	14.5	\$781.00	
STONE 2XF3531 Brand	XF	3.5	80.0	14.3	\$960.00	
STONE 2XF3632 Brand	XF	3.6	81.8	14.1	\$982.00	
STONE 2XF3731 Brand	XF	3.7	78.4	14.2	\$941.00	
STONE 2XF3931 Brand	XF	3.9	73.9	14.2	\$887.00	
STONE 2XF4231-SR Brand	XF/SR	4.2	73.2	14.7	\$878.00	
STONE 2XF4442-SR Brand	XF/SR	4.4	72.5	14.6	\$870.00	
STONE 2XF4730-SR Brand	XF/SR	4.7	79.6	14.3	\$955.00	
STONE 2XF4821-SR Brand	XF/SR	4.8	80.0	14.5	\$960.00	
Trial Average			76.0	14.4	\$912.00	

Kenny Lidy			Planted:	5/27/2021		
Montrose, Illinois			Harvested:	10/21/2021		
Cumberland County			Row Width:	30"		
Product	Trait(s)	MG	Avg. Yield (Bu/A)	Harvest Moisture	Gross Revenue	
STONE 2XF3531 Brand	XF	3.5	83.9	12.5	\$1,007.00	
STONE 2XF3632 Brand	XF	3.6	83.0	12.2	\$996.00	
STONE 2XF3731 Brand	XF	3.7	75.8	12.5	\$910.00	
STONE 2XF3931 Brand	XF	3.9	76.8	13.0	\$922.00	
STONE 2XF4231-SR Brand	XF/SR	4.2	74.6	12.7	\$895.00	
STONE 2XF4442-SR Brand	XF/SR	4.4	71.6	12.7	\$859.00	
STONE 2XF4730-SR Brand	XF/SR	4.7	72.4	12.8	\$869.00	
STONE 2XF4821-SR Brand	XF/SR	4.8	79.8	12.9	\$958.00	
Trial Average			77.2	12.7	\$927.00	



All yield values are in bu/acre and are adjusted to 13.0% moisture. Gross Revenue based on assumed selling price of \$12.00/bu

NEW SOYBEAN PRODUCTS FOR 2022

For 2022, we're excited to introduce **nine new soybean products** to our portfolio that have been tested and evaluated through our breeding program. These products offer proven yield potential for Illinois. Our local experts are here to help you find the locally proven products that fit your fields and can help you reach your goals.



2XF1832 BRAND

RM 1.8



- 1.8 MG XtendFlex® soybean with excellent yield potential across Northern Illinois
- Tall soybean with average standability

2XF2652 BRAND

RM 2.6



- 2.6 MG XtendFlex® soybean that brings excellent performance potential across high-productivity soils
- Solid Phytophthora Root Rot soybean with an Rps1c gene and very good field tolerance

2XF2932 BRAND

RM 2.9



- 2.9 MG soybean that offers outstanding agronomics paired with consistent performance potential across Northern Illinois
- Defensive standout with good tolerance to Sclerotinia White Mold and Sudden Death Syndrome

2XF3052 BRAND

RM 3.0



- 3.0 MG XtendFlex® soybean that brings an outstanding performance potential to the early 3 MG lineup
- Good tolerances to Sudden Death Syndrome and Sclerotinia White Mold



For more information on these products, contact your local Stone Seed Dealer. If you need help finding your local Dealer, call 1.855.843.7333.

To view all of our soybean products and see additional product details like key strengths and disease resistances, scan this QR code with your phone:



2XF3132 BRAND

RM 3.1



- 3.1 MG XtendFlex® soybean that can cover a broad geography for Northern and Central Illinois
- Excellent standability in an attractive, medium tall plant

2XF3352 BRAND

RM 3.3



- 3.3 MG XtendFlex® soybean with excellent standability and emergence
- Outstanding yield potential across the state of Illinois

2XF3632 BRAND

RM 3.6



- 3.6 MG XtendFlex® soybean with good agronomics and yield potential
- Very good Sudden Death Syndrome and Southern Stem Canker tolerance

2XF3942-SR BRAND

RM 3.9



- 3.9 MG XtendFlex® soybean with sulfonylurea herbicide resistance
- Very good Sudden Death Syndrome tolerance

2XF4442-SR BRAND

RM 4.4



- 4.4 MG XtendFlex® soybean with sulfonylurea herbicide resistance
- Very good tolerance to Sudden Death Syndrome, Southern Stem Canker and Frogeye Leaf Spot



Bayer is a member of Excellence Through Stewardship® (ETS). Bayer products are commercialized in accordance with ETS Product Launch Stewardship Guidance, and in compliance with Bayer's Policy for Commercialization of Biotechnology-Derived Plant Products in Commodity Crops. Commercialized products have been approved for import into key export markets with functioning regulatory systems. Any crop or material produced from this product can only be exported to, or used, processed or sold in countries where all necessary regulatory approvals have been granted. It is a violation of national and international law to move material containing biotech traits across boundaries into nations where import is not permitted. Growers should talk to their grain handler or product purchaser to confirm their buying position for this product. Excellence Through Stewardship® is a registered trademark of Excellence Through Stewardship.

ALWAYS READ AND FOLLOW PESTICIDE LABEL DIRECTIONS. It is a violation of federal and state law to use any pesticide product other than in accordance with its labeling. NOT ALL formulations of dicamba or glyphosate are approved for in-crop use with Roundup Ready 2 Xtend® soybeans. NOT ALL formulations of dicamba, glyphosate or glufosinate are approved for in-crop use with products with XtendFlex® Technology. ONLY USE FORMULATIONS THAT ARE SPECIFICALLY LABELED FOR SUCH USES AND APPROVED FOR SUCH USE IN THE STATE OF APPLICATION. Contact the U.S.

9J042110179

EPA and your state pesticide regulatory agency with any questions about the approval status of dicamba herbicide products for in-crop use with Roundup Ready 2 Xtend® soybeans or products with XtendFlex® Technology.

Roundup Ready 2 Xtend® soybeans contain genes that confer tolerance to glyphosate and dicamba. Products with XtendFlex® Technology contains genes that confer tolerance to glyphosate, glufosinate and dicamba. Glyphosate will kill crops that are not tolerant to glyphosate. Dicamba will kill crops that are not tolerant to dicamba. Glufosinate will kill crops that are not tolerant to glufosinate. Contact your seed brand dealer or refer to the Bayer Technology Use Guide for recommended weed control programs.

Roundup Ready 2 Xtend®, Roundup Ready 2 Yield®, Stone Seed & Design™, Stone Seed™ and XtendFlex® are registered trademarks of Bayer Group. LibertyLink® and the Water Droplet Design® is a trademark of BASF Corporation. ©2021 Bayer Group. All rights reserved.



SOYBEAN HARVEST REPORTS



Chris Adkins			Planted:	4/19/2021	
Cowden, Illinois			Harvested:	9/28/2021	
Shelby County			Row Width:	Twin	
Product	Trait(s)	MG	Avg. Yield (Bu/A)	Harvest Moisture	Gross Revenue
STONE 2XF3052 Brand	XF	3.0	71.3	11.8	\$856.00
STONE 2XF3132 Brand	XF	3.1	73.5	11.5	\$882.00
STONE 2XF3352 Brand	XF	3.3	74.4	11.4	\$893.00
STONE 2XF3531 Brand	XF	3.5	79.3	11.4	\$952.00
STONE 2XF3632 Brand	XF	3.6	74.0	11.5	\$888.00
STONE 2XF3731 Brand	XF	3.7	73.6	12.4	\$883.00
STONE 2XF3931 Brand	XF	3.9	77.3	11.3	\$928.00
PIONEER 35T01SE	ENLISTE3	3.5	70.4	11.5	\$845.00
PIONEER 38T76E	ENLISTE3	3.8	74.0	12.0	\$888.00
Trial Average			74.2	11.6	\$890.00

Jim Stigers			Planted:	6/5/2021	
Cowden, Illinois			Harvested:	11/8/2021	
Shelby County			Row Width:	Twin	
Product	Trait(s)	MG	Avg. Yield (Bu/A)	Harvest Moisture	Gross Revenue
STONE 2XF2850 Brand	XF	2.8	43.7	15.0	\$524.00
STONE 2XF2932 Brand	XF	2.9	45.1	13.4	\$541.00
STONE 2XF3231 Brand	XF	3.2	46.8	13.2	\$562.00
STONE 2XF3352 Brand	XF	3.3	56.7	12.2	\$680.00
STONE 2XF3471 Brand	XF	3.4	50.3	12.7	\$604.00
STONE 2XF3531 Brand	XF	3.5	57.7	12.4	\$692.00
STONE 2XF3632 Brand	XF	3.6	60.0	12.7	\$721.00
STONE 2XF3731 Brand	XF	3.7	59.0	12.7	\$707.00
STONE 2XF3931 Brand	XF	3.9	62.1	12.9	\$745.00
Trial Average			53.5	13.0	\$642.00

Bob Passalacqua			Planted:	4/6/2021	
Carlinville, Illinois			Harvested:	9/27/2021	
Macoupin County			Row Width:	30"	
Product	Trait(s)	MG	Avg. Yield (Bu/A)	Harvest Moisture	Gross Revenue
STONE 2XF3132 Brand	XF	3.1	78.2	9.6	\$938.00
STONE 2XF3352 Brand	XF	3.3	86.8	9.4	\$1,042.00
STONE 2XF3531 Brand	XF	3.5	85.9	9.3	\$1,031.00
STONE 2XF3632 Brand	XF	3.6	81.3	9.5	\$976.00
STONE 2XF3731 Brand	XF	3.7	81.3	9.3	\$976.00
STONE 2XF3931 Brand	XF	3.9	77.8	9.6	\$934.00
NK34-G1XF	XF	3.4	85.3	9.5	\$1,024.00
NK39-A1XF	XF	3.9	83.4	9.8	\$1,001.00
Trial Average			82.5	9.5	\$990.00

John Potter			Planted:	4/25/2021	
Jacksonville, Illinois			Harvested:	9/25/2021	
Morgan County			Row Width:	30"	
Product	Trait(s)	MG	Avg. Yield (Bu/A)	Harvest Moisture	Gross Revenue
STONE 2XF3352 Brand	XF	3.3	71.7	12.8	\$860.00
STONE 2XF3531 Brand	XF	3.5	76.1	12.2	\$913.00
STONE 2XF3632 Brand	XF	3.6	75.7	11.9	\$908.00
STONE 2XF3731 Brand	XF	3.7	78.0	11.7	\$936.00
STONE 2XF3931 Brand	XF	3.9	80.5	11.9	\$966.00
Trial Average			76.4	12.1	\$917.00

Dan Henebry			Planted:	4/26/2021	
Buffalo, Illinois			Harvested:	9/27/2021	
Sangamon County			Row Width:	15"	
Product	Trait(s)	MG	Avg. Yield (Bu/A)	Harvest Moisture	Gross Revenue
STONE 2XF2850 Brand	XF	2.8	81.0	9.2	\$972.00
STONE 2XF3052 Brand	XF	3.0	79.5	8.8	\$954.00
STONE 2XF3132 Brand	XF	3.1	82.4	8.7	\$989.00
STONE 2XF3352 Brand	XF	3.3	85.7	9.0	\$1,028.00
STONE 2XF3531 Brand	XF	3.5	90.1	9.3	\$1,081.00
STONE 2XF3632 Brand	XF	3.6	81.3	9.4	\$976.00
STONE 2XF3731 Brand	XF	3.7	84.5	10.3	\$1,014.00
STONE 2XF3931 Brand	XF	3.9	81.7	10.5	\$980.00
Trial Average			83.3	9.4	\$999.00



SOYBEAN HARVEST REPORTS



Curt and Mike Clapper			Planted:	5/25/2021		
Tuscola, Illinois			Harvested:	11/10/2021		
Douglas County			Row Width:	30"		
			Avg. Yield	Harvest	Gross	
Product	Trait(s)	MG	(Bu/A)	Moisture	Revenue	
STONE 2XF2850 Brand	XF	2.8	75.0	16.6	\$900.00	
STONE 2XF2932 Brand	XF	2.9	71.6	16.4	\$859.00	
STONE 2XF3052 Brand	XF	3.0	75.5	16.5	\$906.00	
STONE 2XF3132 Brand	XF	3.1	79.0	16.8	\$948.00	
STONE 2XF3352 Brand	XF	3.3	80.1	17.0	\$961.00	
STONE 2XF3531 Brand	XF	3.5	81.6	16.9	\$979.00	
STONE 2XF3632 Brand	XF	3.6	80.3	16.2	\$964.00	
STONE 2XF3731 Brand	XF	3.7	77.0	16.4	\$924.00	
STONE 2XF3931 Brand	XF	3.9	77.9	16.8	\$935.00	
Trial Average			77.6	16.6	\$931.00	

John Lannon			Planted:	4/26/2021		
Sidney, Illinois			Harvested:	10/18/2021		
Champaign County			Row Width:	20"		
			Avg. Yield	Harvest	Gross	
Product	Trait(s)	MG	(Bu/A)	Moisture	Revenue	
STONE 2XF2850 Brand	XF	2.8	73.6	15.1	\$883.00	
STONE 2XF2932 Brand	XF	2.9	73.0	14.5	\$876.00	
STONE 2XF3052 Brand	XF	3.0	82.9	14.2	\$995.00	
STONE 2XF3132 Brand	XF	3.1	83.7	14.7	\$1,004.00	
STONE 2XF3352 Brand	XF	3.3	88.2	13.9	\$1,058.00	
STONE 2XF3531 Brand	XF	3.5	88.7	13.9	\$1,064.00	
STONE 2XF3632 Brand	XF	3.6	81.7	14.0	\$980.00	
STONE 2XF3731 Brand	XF	3.7	83.4	14.2	\$1,001.00	
STONE 2XF3931 Brand	XF	3.9	85.5	14.3	\$1,026.00	
PIONEER 32T26E	ENLISTE3	3.2	87.0	14.0	\$1,044.00	
PIONEER 38T76E	ENLISTE3	3.8	88.3	13.5	\$1,060.00	
Trial Average			83.3	14.2	\$999.00	



Advanced Crop Services			Planted:	4/27/2021		
Cerro Gordo, Illinois			Harvested:	11/5/2021		
Piatt County			Row Width:	30"		
			Avg. Yield	Harvest	Gross	
Product	Trait(s)	MG	(Bu/A)	Moisture	Revenue	
STONE 2XF2850 Brand	XF	2.8	85.5	11.4	\$1,032.00	
STONE 2XF2932 Brand	XF	2.9	80.3	11.3	\$969.00	
STONE 2XF3052 Brand	XF	3.0	88.4	11.5	\$1,066.00	
STONE 2XF3132 Brand	XF	3.1	96.1	11.5	\$1,159.00	
STONE 2XF3352 Brand	XF	3.3	89.0	11.5	\$1,073.00	
STONE 2XF3531 Brand	XF	3.5	91.4	11.5	\$1,102.00	
STONE 2XF3632 Brand	XF	3.6	85.4	11.5	\$1,030.00	
STONE 2XF3731 Brand	XF	3.7	85.4	11.5	\$1,030.00	
STONE 2XF3931 Brand	XF	3.9	86.6	11.5	\$1,044.00	
PIONEER 35T01SE	ENLISTE3	3.5	90.2	11.5	\$1,087.00	
PIONEER 32T26E	ENLISTE3	3.2	86.6	11.5	\$1,044.00	
Trial Average			87.7	11.5	\$1,058.00	

Toohill Seed			Planted:	4/27/2021		
Clinton, Illinois			Harvested:	11/8/2021		
DeWitt County			Row Width:	30"		
			Avg. Yield	Harvest	Gross	
Product	Trait(s)	MG	(Bu/A)	Moisture	Revenue	
STONE 2XF2850 Brand	XF	2.8	66.0	14.8	\$792.00	
STONE 2XF2932 Brand	XF	2.9	60.9	14.9	\$731.00	
STONE 2XF3052 Brand	XF	3.0	71.9	15.0	\$863.00	
STONE 2XF3132 Brand	XF	3.1	72.2	15.0	\$866.00	
STONE 2XF3352 Brand	XF	3.3	73.9	15.1	\$887.00	
STONE 2XF3531 Brand	XF	3.5	72.9	15.1	\$826.00	
STONE 2XF3632 Brand	XF	3.6	67.9	15.0	\$815.00	
STONE 2XF3731 Brand	XF	3.7	71.9	15.1	\$875.00	
STONE 2XF3931 Brand	XF	3.9	68.8	15.1	\$863.00	
PIONEER 35T01SE	ENLISTE3	3.5	69.7	16.5	\$836.00	
Trial Average			69.6	15.2	\$835.00	

SOYBEAN HARVEST REPORTS



Jason Huston			Planted:	5/6/2021		
Roseville, Illinois			Harvested:	10/18/2021		
Warren County			Row Width:	Narrow		
		Avg. Yield	Harvest	Gross		
Product	Trait(s)	MG	(Bu/A)	Moisture	Revenue	
STONE 2XF2850 Brand	XF	2.8	73.6	9.7	\$883.00	
STONE 2XF2932 Brand	XF	2.9	70.3	9.5	\$844.00	
STONE 2XF3052 Brand	XF	3.0	72.2	9.4	\$866.00	
STONE 2XF3132 Brand	XF	3.1	73.5	9.3	\$882.00	
STONE 2XF3352 Brand	XF	3.3	75.2	9.4	\$902.00	
STONE 2XF3531 Brand	XF	3.5	74.4	9.4	\$893.00	
STONE 2XF3632 Brand	XF	3.6	72.1	9.8	\$865.00	
STONE 2XF3731 Brand	XF	3.7	72.9	9.6	\$875.00	
STONE 2XF3931 Brand	XF	3.9	73.5	9.9	\$882.00	
PIONEER 35T01SE	ENLISTE3	3.5	71.4	9.7	\$857.00	
PIONEER 32T26E	ENLISTE3	3.2	62.3	10.1	\$748.00	
Trial Average			71.9	9.6	\$863.00	

Andy Schuler			Planted:	4/27/2021		
Lexington, Illinois			Harvested:	11/9/2021		
McLean County			Row Width:	30"		
		Avg. Yield	Harvest	Gross		
Product	Trait(s)	MG	(Bu/A)	Moisture	Revenue	
STONE 2XF2850 Brand	XF	2.8	79.1	13.7	\$949.00	
STONE 2XF2932 Brand	XF	2.9	74.9	13.9	\$899.00	
STONE 2XF3052 Brand	XF	3.0	79.2	13.9	\$950.00	
STONE 2XF3132 Brand	XF	3.1	80.3	13.9	\$964.00	
STONE 2XF3352 Brand	XF	3.3	83.2	13.8	\$998.00	
STONE 2XF3531 Brand	XF	3.5	83.3	14.0	\$1,000.00	
STONE 2XF3632 Brand	XF	3.6	81.0	13.7	\$972.00	
STONE 2XF3731 Brand	XF	3.7	74.7	13.8	\$896.00	
STONE 2XF3931 Brand	XF	3.9	76.9	14.0	\$923.00	
Trial Average			79.2	13.9	\$950.00	

Brad & Gary Schumacher			Planted:	5/14/2021		
Varna, Illinois			Harvested:	10/23/2021		
Marshall County			Row Width:	30"		
		Avg. Yield	Harvest	Gross		
Product	Trait(s)	MG	(Bu/A)	Moisture	Revenue	
STONE 2XF2541 Brand	XF	2.5	84.0	13.9	\$1,008.00	
STONE 2XF2652 Brand	XF	2.6	79.6	13.8	\$955.00	
STONE 2XF2850 Brand	XF	2.8	71.9	13.8	\$863.00	
STONE 2XF2932 Brand	XF	2.9	67.4	13.7	\$809.00	
STONE 2XF3052 Brand	XF	3.0	74.8	14.0	\$898.00	
STONE 2XF3132 Brand	XF	3.1	78.3	14.1	\$940.00	
STONE 2XF3352 Brand	XF	3.3	80.4	13.6	\$965.00	
STONE 2XF3531 Brand	XF	3.5	74.0	14.0	\$888.00	
STONE 2XF3632 Brand	XF	3.6	72.3	13.9	\$868.00	
STONE 2XF3731 Brand	XF	3.7	70.7	13.9	\$848.00	
PIONEER 32T26E	ENLISTE3	3.2	71.7	14.1	\$860.00	
PIONEER 35T01SE	ENLISTE3	3.5	65.9	13.9	\$791.00	
Trial Average			74.2	13.9	\$891.00	

Shorty Stork			Planted:	5/6/2021		
Chenoa, Illinois			Harvested:	11/8/2021		
McLean County			Row Width:	30"		
		Avg. Yield	Harvest	Gross		
Product	Trait(s)	MG	(Bu/A)	Moisture	Revenue	
STONE 2XF2850 Brand	XF	2.8	56.3	11.9	\$676.00	
STONE 2XF2932 Brand	XF	2.9	63.1	11.9	\$757.00	
STONE 2XF3052 Brand	XF	3.0	66.4	12.0	\$797.00	
STONE 2XF3132 Brand	XF	3.1	65.2	12.0	\$782.00	
STONE 2XF3352 Brand	XF	3.3	69.5	11.8	\$834.00	
STONE 2XF3531 Brand	XF	3.5	67.4	12.1	\$809.00	
STONE 2XF3632 Brand	XF	3.6	65.6	12.0	\$787.00	
STONE 2XF3731 Brand	XF	3.7	64.9	12.0	\$779.00	
STONE 2RX3628 Brand	RR2X	3.6	71.0	12.3	\$852.00	
Trial Average			65.5	12.0	\$786.00	

START CLEAN. SPRAY CLEAN. STAY CLEAN



YIELD DRIVES FARM PROFITABILITY

B
R
A
N
D
S

2XF3352
2XF3531
2XF3731
2XF3931
2XF4231-SR

DON'T MISS OUT ON THE OPPORTUNITY TO
RAISE YOUR YIELD POTENTIAL AND LOWER
YOUR PRODUCTION COST PER BUSHEL.

Bayer is a member of Excellence Through Stewardship® (ETS). Bayer products are commercialized in accordance with ETS Product Launch Stewardship Guidance, and in compliance with Bayer's Policy for Commercialization of Biotechnology-Derived Plant Products in Commodity Crops. Commercialized products have been approved for import into key export markets with functioning regulatory systems. Any crop or material produced from this product can only be exported to, or used, processed or sold in countries where all necessary regulatory approvals have been granted. It is a violation of national and international law to move material containing biotech traits across boundaries into nations where import is not permitted. Growers should talk to their grain handler or product purchaser to confirm their buying position for this product. Excellence Through Stewardship® is a registered trademark of Excellence Through Stewardship.

ALWAYS READ AND FOLLOW PESTICIDE LABEL DIRECTIONS. It is a violation of federal and state law to use any pesticide product other than in accordance with its labeling. NOT ALL formulations of dicamba, glyphosate or glufosinate are approved for in-crop use with products with XtendFlex® Technology. ONLY USE FORMULATIONS THAT ARE SPECIFICALLY LABELED FOR SUCH USES AND APPROVED FOR SUCH USE IN THE STATE OF APPLICATION. Contact the U.S. EPA and your state pesticide regulatory agency with any questions about the approval status of dicamba herbicide products for in-crop use with Roundup Ready 2 Xtend® soybeans or products with XtendFlex® Technology.

Performance may vary, from location to location and from year to year, as local growing, soil and weather conditions may vary. Growers should evaluate data from multiple locations and years whenever possible and should consider the impacts of these conditions on the grower's fields.

Products with XtendFlex® Technology contains genes that confer tolerance to glyphosate, glufosinate and dicamba. Glyphosate will kill crops that are not tolerant to glyphosate. Dicamba will kill crops that are not tolerant to dicamba. Glufosinate will kill crops that are not tolerant to glufosinate. Contact your seed brand dealer or refer to the Bayer Technology Use Guide for recommended weed control programs.

LibertyLink® and the Water Droplet Design® is a trademark of BASF Corporation. Roundup Ready 2 Xtend®, Roundup Ready 2 Yield®, Stone Seed & Design™, Stone Seed™ and XtendFlex® are trademarks of Bayer Group. ©2021 Bayer Group. All rights reserved.

2XF3132 Brand

Vs. Enlist (Minimum 2 Comparisons)
2021 Summary as of 11/16/2021

Brand	Product	Trait(s)	RM	Tests #	Win %	Avg. Yield (Bu/Acre)			Gross Revenue (\$/Acre)		
						2XF3132	Other	Adv.	2XF3132	Other	Adv.
PIONEER	P28T14E	ENLISTE3	2.8	6	67%	74.2	72.0	2.2	\$890	\$864	\$26
PIONEER	P30T99E	ENLISTE3	3.0	18	61%	69.0	66.4	2.6	\$828	\$797	\$31
PIONEER	P31T44E	ENLISTE3	3.1	10	70%	71.7	64.7	7.0	\$861	\$776	\$85
PIONEER	P32T26E	ENLISTE3	3.2	4	50%	80.6	76.7	3.8	\$967	\$921	\$46
PIONEER	P34T21SE	ENLISTE3	3.4	10	50%	70.8	69.7	1.0	\$849	\$837	\$12
AVERAGE				48	60%	73.3	69.9	3.3	\$879	\$839	\$40

2XF3352 Brand

Vs. Enlist (Minimum 2 Comparisons)
2021 Summary as of 11/16/2021

Brand	Product	Trait(s)	RM	Tests #	Win %	Avg. Yield (Bu/Acre)			Gross Revenue (\$/Acre)		
						2XF3352	Other	Adv.	2XF3352	Other	Adv.
BECK'S	3510E3.	ENLISTE3	3.5	3	33%	74.4	73.2	1.2	\$892	\$878	\$14
GOLDEN HARVEST	GH3132E3	ENLISTE3	3.1	6	83%	72.1	64.7	7.4	\$865	\$777	\$88
NUTECH	30N05E	ENLISTE3	3.0	4	75%	74.8	72.9	1.9	\$898	\$874	\$24
NUTECH	31N06E	ENLISTE3	3.1	7	43%	74.4	76.3	-2.0	\$893	\$916	-\$23
NUTECH	34N06E	ENLISTE3	3.4	10	20%	72.7	76.5	-3.7	\$873	\$918	-\$45
NUTECH	35N03E	ENLISTE3	3.5	10	40%	72.7	72.6	0.2	\$873	\$871	\$2
PIONEER	P30T99E	ENLISTE3	3.0	25	64%	69.2	67.9	1.3	\$831	\$815	\$16
PIONEER	P31T44E	ENLISTE3	3.1	10	80%	70.0	64.7	5.3	\$840	\$776	\$64
PIONEER	P32T26E	ENLISTE3	3.2	5	100%	87.1	78.9	8.2	\$1,045	\$947	\$98
PIONEER	P34T21SE	ENLISTE3	3.4	15	40%	69.3	71.6	-2.3	\$832	\$859	-\$27
PIONEER	P35T01SE	ENLISTE3	3.5	12	50%	75.9	75.5	0.4	\$910	\$906	\$4
PIONEER	P35T15E	ENLISTE3	3.5	11	55%	66.3	65.6	0.7	\$795	\$787	\$8
STINE	36EB32	ENLISTE3	3.6	6	50%	71.3	74.0	-2.7	\$856	\$889	-\$33
AVERAGE				124	56%	73.1	71.9	1.2	\$877	\$863	\$15

2XF3531 Brand

Vs. Enlist (Minimum 2 Comparisons)
2021 Summary as of 11/16/2021

Brand	Product	Trait(s)	RM	Tests #	Win %	Avg. Yield (Bu/Acre)			Gross Revenue (\$/Acre)		
						2XF3531	Other	Adv.	2XF3531	Other	Adv.
BECK'S	3510E3.	ENLISTE3	3.5	9	44%	72.0	72.6	-0.6	\$864	\$872	-\$8
GOLDEN HARVEST	GH3512E3	ENLISTE3	3.5	2	50%	64.0	62	1.9	\$767	\$745	\$22
NUTECH	35N03E	ENLISTE3	3.5	12	42%	72.8	71.7	1.0	\$873	\$861	\$12
PIONEER	P32T26E	ENLISTE3	3.2	5	80%	86.8	78.9	7.9	\$1,041	\$947	\$94
PIONEER	P34T21SE	ENLISTE3	3.4	23	48%	73.4	72.6	0.7	\$880	\$872	\$8
PIONEER	P35T01SE	ENLISTE3	3.5	13	77%	77.6	74.9	2.7	\$932	\$899	\$33
PIONEER	P38T05E	ENLISTE3	3.8	23	78%	68.9	65.1	3.8	\$827	\$781	\$46
PIONEER	P38T76E	ENLISTE3	3.8	32	53%	73.0	71.3	1.7	\$876	\$856	\$20
STINE	36EA02	ENLISTE3	3.6	21	67%	68.2	67.0	1.2	\$819	\$804	\$15
STINE	36EB32	ENLISTE3	3.6	7	57%	72.3	72.8	-0.5	\$868	\$874	-\$6
AVERAGE				147	60%	72.9	70.9	2.0	\$875	\$851	\$24

2XF3632 Brand

Vs. Enlist (Minimum 2 Comparisons)
2021 Summary as of 11/16/2021

Brand	Product	Trait(s)	RM	Tests #	Win %	Avg. Yield (Bu/Acre)			Gross Revenue (\$/Acre)		
						2XF3632	Other	Adv.	2XF3632	Other	Adv.
GOLDEN HARVEST	GH3762E3	ENLISTE3	3.7	12	8%	68.8	74.9	-6.1	\$825	\$899	-\$74
GOLDEN HARVEST	GH3902E3S	ENLISTE3	3.9	8	50%	67.6	67.5	0.0	\$811	\$810	\$1
NUTECH	35N03E	ENLISTE3	3.5	12	25%	68.8	71.9	-3.1	\$825	\$863	-\$38
PIONEER	P34T21SE	ENLISTE3	3.4	21	38%	73.3	73.1	0.2	\$879	\$877	\$2
PIONEER	P35T01SE	ENLISTE3	3.5	14	43%	72.8	73.5	-0.7	\$874	\$882	-\$8
PIONEER	P38T76E	ENLISTE3	3.8	25	56%	75.2	73.6	1.7	\$903	\$883	\$20
PIONEER	P39T73E	ENLISTE3	3.9	25	76%	70.3	64.8	5.5	\$843	\$777	\$66
STINE	36EA02	ENLISTE3	3.6	5	60%	72.2	67.6	4.6	\$866	\$811	\$55
AVERAGE				122	45%	71.1	70.9	0.3	\$853	\$850	\$3

2XF3731 Brand

Vs. Enlist (Minimum 2 Comparisons)
2021 Summary as of 11/16/2021

Brand	Product	Trait(s)	RM	Tests #	Win %	Avg. Yield (Bu/Acre)			Gross Revenue (\$/Acre)		
						2XF3731	Other	Adv.	2XF3731	Other	Adv.
BECK'S	3510E3	ENLISTE3	3.5	5	80%	73.1	72.1	1.0	\$877	\$865	\$12
GOLDEN HARVEST	GH3902E3S	ENLISTE3	3.9	5	20%	72.7	73.1	-0.4	\$873	\$877	-\$4
PIONEER	P35T01SE	ENLISTE3	3.5	11	36%	77.1	77.8	-0.7	\$925	\$934	-\$9
PIONEER	P35T15E	ENLISTE3	3.5	17	35%	69.8	68.9	0.9	\$838	\$827	\$11
PIONEER	P38T05E	ENLISTE3	3.8	23	48%	65.9	65.1	0.8	\$791	\$781	\$10
PIONEER	P39T73E	ENLISTE3	3.9	43	58%	65.2	63.5	1.6	\$782	\$763	\$19
STINE	36EA02	ENLISTE3	3.6	19	68%	70.0	67.6	2.4	\$839	\$811	\$28
STINE	39EA02	ENLISTE3	3.9	12	67%	72.6	72.1	0.6	\$872	\$865	\$7
AVERAGE				135	52%	70.8	70.0	0.8	\$850	\$840	\$9

2XF3931 Brand

Vs. Enlist (Minimum 2 Comparisons)
2021 Summary as of 11/16/2021

Brand	Product	Trait(s)	RM	Tests #	Win %	Avg. Yield (Bu/Acre)			Gross Revenue (\$/Acre)		
						2XF3931	Other	Adv.	2XF3931	Other	Adv.
NUTECH	39N05E	ENLISTE3	3.9	5	80%	71.1	70.9	0.2	\$853	\$850	\$3
PIONEER	P38T05E	ENLISTE3	3.8	23	65%	68.8	65.1	3.7	\$826	\$781	\$45
PIONEER	P38T76E	ENLISTE3	3.8	33	45%	72.0	70.9	1.1	\$864	\$850	\$14
PIONEER	P39T73E	ENLISTE3	3.9	36	56%	67.4	64.9	2.5	\$809	\$779	\$30
PIONEER	P41T07E	ENLISTE3	4.1	25	56%	67.1	65.7	1.4	\$805	\$788	\$17
STINE	36EA02	ENLISTE3	3.6	16	75%	70.5	67.2	3.3	\$846	\$807	\$39
STINE	39EA02	ENLISTE3	3.9	11	55%	72.3	71.8	0.5	\$868	\$862	\$6
STINE	39EC22	ENLISTE3	3.9	5	20%	71.1	75.1	-4.0	\$853	\$902	-\$49
AVERAGE				154	57%	70.0	69.0	1.1	\$841	\$827	\$13

2XF4231-SR Brand

Vs. Enlist (Minimum 2 Comparisons)
2021 Summary as of 11/16/2021

Brand	Product	Trait(s)	RM	Tests #	Win %	Avg. Yield (Bu/Acre)			Gross Revenue (\$/Acre)		
						2XF4231-SR	Other	Adv.	2XF4231-SR	Other	Adv.
PIONEER	P39T73E	ENLISTE3	3.9	37	62%	66.6	63.0	3.6	\$799	\$756	\$43
PIONEER	P41T07E	ENLISTE3	4.1	29	72%	66.7	64.5	2.2	\$800	\$774	\$26
PIONEER	P42T31E	ENLISTE3	4.2	17	59%	71.3	68.6	2.7	\$856	\$823	\$33
PIONEER	P44T04SE	ENLISTE3	4.4	10	70%	68.8	66.4	2.3	\$825	\$797	\$28
PIONEER	P45T88E	ENLISTE3	4.5	11	64%	70.0	66.4	3.7	\$840	\$797	\$43
STINE	39EA02	ENLISTE3	3.9	7	29%	66.5	68.0	-1.4	\$798	\$815	-\$17
STINE	41EA12	ENLISTE3	4.1	3	67%	62.3	60.8	1.5	\$747	\$730	\$17
AVERAGE				114	60%	67.5	65.4	2.1	\$809	\$785	\$25

2XF4442-SR Brand

Vs. Enlist (Minimum 2 Comparisons)
2021 Summary as of 11/16/2021

Brand	Product	Trait(s)	RM	Tests #	Win %	Avg. Yield (Bu/Acre)			Gross Revenue (\$/Acre)		
						2XF4442-SR	Other	Adv.	2XF4442-SR	Other	Adv.
NUTECH	45N04E	ENLISTE3	4.5	4	75%	65.1	62.1	3.0	\$781	\$745	\$36
NUTECH	45N08E	ENLISTE3	4.5	4	50%	65.1	62.9	2.2	\$781	\$754	\$27
PIONEER	P41T07E	ENLISTE3	4.1	18	39%	63.9	65.5	-1.6	\$767	\$786	-\$19
PIONEER	P42T31E	ENLISTE3	4.2	16	44%	68.8	68.2	0.6	\$825	\$818	\$7
PIONEER	P44T04SE	ENLISTE3	4.4	10	30%	65.6	66.4	-0.8	\$787	\$797	-\$10
PIONEER	P45T88E	ENLISTE3	4.5	11	55%	67.1	66.4	0.8	\$806	\$797	\$9
AVERAGE				63	49%	65.9	65.3	0.7	\$791	\$783	\$8

2XF4730-SR Brand

Vs. Enlist (Minimum 2 Comparisons)
2021 Summary as of 11/16/2021

Brand	Product	Trait(s)	RM	Tests #	Win %	Avg. Yield (Bu/Acre)			Gross Revenue (\$/Acre)		
						2XF4730-SR	Other	Adv.	2XF4730-SR	Other	Adv.
PIONEER	P44T04SE	ENLISTE3	4.4	10	70%	71.1	66.4	4.6	\$853	\$797	\$56
PIONEER	P45T88E	ENLISTE3	4.5	11	82%	73.4	66.4	7.1	\$881	\$797	\$84
PIONEER	P48T22E	ENLISTE3	4.8	8	63%	65.0	62.3	2.7	\$780	\$747	\$33
PIONEER	P49T62E	ENLISTE3	4.9	16	88%	67.6	61.5	6.2	\$812	\$737	\$75
AVERAGE				45	76%	69.3	64.2	5.2	\$832	\$770	\$62

2XF4821-SR Brand

Vs. Enlist (Minimum 2 Comparisons)
2021 Summary as of 11/16/2021

Brand	Product	Trait(s)	RM	Tests #	Win %	Avg. Yield (Bu/Acre)			Gross Revenue (\$/Acre)		
						2XF4821-SR	Other	Adv.	2XF4821-SR	Other	Adv.
PIONEER	P48T22E	ENLISTE3	4.8	8	75%	66.6	62.3	4.3	\$799	\$747	\$52
PIONEER	P49T62E	ENLISTE3	4.9	8	88%	66.6	59.9	6.6	\$799	\$719	\$80
AVERAGE				16	82%	66.6	61.1	5.5	\$799	\$733	\$66



PLUS

REWARDS

Bayer PLUS Rewards 2022 Program

Start earning at MyBayerPLUS.com

PRODUCT PORTFOLIO INCENTIVES

2 products	Earn \$2/A
3 products	Earn an additional \$3/A
4 products	Earn an additional \$4/A
5 products	Earn an additional \$5/A
NEW 6 products	Earn an additional \$6/A

Only eligible product purchases will qualify. Incentives will be calculated starting with the highest acre product match.

ROUNDUP® BRAND AGRICULTURAL HERBICIDE INCENTIVE

A Roundup® Brand Agricultural Herbicide
+
One or more eligible Product Portfolio herbicides

Earn \$1/A

XTENDIMAX® INCENTIVE

XtendiMax® Herbicide* with VaporGrip® Technology**

Must qualify for Roundup® Brand Agricultural Herbicide Incentive first

Earn an additional \$1/A

Must qualify for either Product Portfolio Incentive **OR** Roundup® Brand Agricultural Herbicide Incentive first

AGRONOMIC ADD-ON INCENTIVE

Each Agronomic Add-On

Earn \$0.50/A

PARTNER PRODUCT INCENTIVE

Each Eligible Partner Product

Earn \$2/A

Scan QR Code to visit the Bayer PLUS Rewards calculator.



LOYALTY REWARD

EARN AN ADDITIONAL 10% ON YOUR REWARDS

Growers who qualify for Bayer PLUS Rewards can **earn an additional 10% on their rewards dollars** by sending all (or a portion) of their check to a Bayer retailer of their choice. To qualify growers must meet the \$1,500 rewards minimum and select a dollar amount in the portal redemption screen that is over \$500.

- > The 10% will only be applied to rewards dollars that are elected for the Loyalty Reward within the grower portal and sent to a retailer.
- > Growers must make their selection within the Bayer PLUS Rewards portal between November 1, 2022, and January 31, 2023.
- > 2022 rewards already redeemed prior to November 1, 2022, will not be eligible for the Loyalty Reward.

NEW

2022 Program Requirements (9/1/21–8/31/22)

- > All Bayer PLUS earnings are paid upon valid net grower sales (grower sales minus returns and replants).
- > Seed counts as one product in program calculations.
- > Paired Products count as one in program calculations (Velum® Nematicide 6.5 fl. oz. + Velum® Total Insecticide 18 fl. oz.).
- > Growers can earn incentives on up to six eligible products in the Product Portfolio Incentives.
- > Growers must enroll in the program by the enrollment deadline (August 31, 2022) in order for eligible purchases to count toward the 2022 program.
- > Growers must operate in qualifying geography† and purchase from an authorized retailer between September 1, 2021, and August 31, 2022.
- > Redemption requests must exceed \$500. 50% of rewards may be requested starting July 1, 2022, and 100% of rewards may be requested starting November 1, 2022.

Rewards will expire April 30, 2023.

†Growers living in Alaska, California or Hawaii do not qualify for Bayer PLUS Rewards.

In order to qualify for redemption, you must have at least **\$1,500** in Bayer PLUS Rewards.



Bayer PLUS Rewards

Eligible Products and Match Rates

2022 Program

9/1/21-8/31/22

PRODUCT PORTFOLIO	Product Match Rate Per Acre
SEED	
Asgrow® Soybeans	140,000 seeds
DEKALB® Canola	5 lb./acre
DEKALB® Corn	32,000 seeds
DEKALB® Sorghum	5 lb./acre
Deltapine® Cotton	35,000 seeds
HERBICIDES	
Axiom® 68DF Herbicide	10 oz.
Balance® Flexx Herbicide	4 fl. oz.
Capreno® Herbicide	3 fl. oz.
Corvus® Herbicide	4 fl. oz.
Degree Xtra® Herbicide	96 fl. oz.
DiFlexx® Herbicide	8 fl. oz.
DiFlexx® DUO Herbicide	24 fl. oz.
Harness® Herbicide	36 fl. oz.
Harness® MAX Herbicide	40 fl. oz.
Harness® Xtra Herbicide	58 fl. oz.
Harness® Xtra 5.6L Herbicide	74 fl. oz.
Huskie® Herbicide	11 fl. oz.
Huskie® Complete Herbicide	13.7 fl. oz.
Huskie® FX Herbicide	13.5 fl. oz.
Laudis® Herbicide	3 fl. oz.
Luxxur® Herbicide	6.85 fl. oz.
Olympus® 70DF Herbicide	0.4 oz.
Osprey® 4.5WG Herbicide	4.75 oz.
Osprey® Xtra Herbicide	4.75 oz.
Rimfire® Max Herbicide	3 oz.
Scoparia™ Herbicide	2 fl. oz.
TripleFLEX® II Herbicide	32 fl. oz.
Varro® Herbicide	6.85 fl. oz.
Warrant® Herbicide	48 fl. oz.
Warrant® Ultra Herbicide	50 fl. oz.
Wolverine® Advanced Herbicide	27.2 fl. oz.
FUNGICIDES	
Absolute® Maxx Fungicide	5.5 fl. oz.
Delaro® Fungicide	8 fl. oz.
Delaro® Complete Fungicide	8 fl. oz.
Proline® Fungicide	3 fl. oz.
Propulse® Fungicide	13.5 fl. oz.
Prosaro® Fungicide	6.5 fl. oz.
Provost® Silver Fungicide	13 fl. oz.
Stratego® Fungicide	10 fl. oz.
Stratego® YLD Fungicide	4 fl. oz.

INSECTICIDES	
Oberon® 4SC Insecticide/Miticide	6 fl. oz.
Sivanto® Prime Insecticide	4 fl. oz.
NEMATICIDES	
Velum® Nematicide ¹	6.5 fl. oz.
Velum® Total Insecticide ¹	18 fl. oz.

¹Paired products count as one in program calculations.

ROUNDUP® BRAND AGRICULTURAL HERBICIDES	Product Match Rate Per Acre
Roundup PowerMAX® Herbicide	32 fl. oz.
Roundup PowerMAX® II Herbicide	32 fl. oz.
Roundup PowerMAX® 3 Herbicide	30 fl. oz.
Roundup WeatherMAX® Herbicide	32 fl. oz.
RT 3® Herbicide	32 fl. oz.

XTENDIMAX®	Product Match Rate Per Acre
XtendiMax® Herbicide with VaporGrip® Technology <i>A Restricted Use Pesticide</i>	22 fl. oz.

AGRONOMIC ADD-ONS	Product Match Rate Per Acre
Aeris® Seed Applied Nematicide/Insecticide	2.56 fl. oz.
Autumn™ Super Herbicide	0.3 oz.
Baythroid® XL Insecticide	2.8 fl. oz.
EverGol® Energy Seed Treatment Fungicide	1 fl. oz.
EverGol® Xtend C Seed Treatment Fungicide	0.07 fl. oz.
Finish® 6 Pro Harvest Aid	32 fl. oz.
Gaicho® XT FS Insecticide/Fungicide	3.4 fl. oz.
Ginstar® EC Cotton Defoliant	10 fl. oz.
Leverage® 360 Insecticide	2.8 fl. oz.
Nortron® SC Herbicide	12 fl. oz.
Raxil® PRO MD Fungicide	5 fl. oz.
Raxil® PRO Shield Fungicide	5 fl. oz.
Stance® 110SC Plant Growth Regulator	3 fl. oz.
Trilex® Advanced Seed Treatment	0.16 fl. oz.
WestBred® Wheat (Spring)	120 lb./acre
WestBred® Wheat (Winter)	90 lb./acre

PARTNER PRODUCTS	Product Match Rate Per Acre
Fierce® Herbicide	3 oz.
Fierce® EZ Herbicide	6 fl. oz.
Fierce® MTZ Herbicide	16 fl. oz.
Fierce® XLT Soybean Herbicide	4 oz.
Mauler® Herbicide	8 fl. oz.
Select Max® Herbicide with Inside Technology™	12 fl. oz.
Valor® EZ Herbicide ²	2 fl. oz.

Visit the Resources section at MyBayerPLUS.com for additional program details, calculator tool, and terms and conditions.

PROGRAM CONDITIONS

- BAYER CROPSCIENCE LP AND ITS AFFILIATES ("BAYER") RESERVES THE RIGHT TO MODIFY OR WITHDRAW THIS PROGRAM OR ANY PORTION THEREOF WITHOUT PRIOR NOTICE.
- Growers will forfeit rebates if products are resold outside of the Bayer authorized distribution or retail/dealer network. Only products purchased for use on grower owned or leased land is eligible for Bayer Plus Rewards. Purchases made for use on non-related farming entities cannot be consolidated to increase Bayer Plus Rewards.
- No commission, incentive, rebate, refund, discount or other promotional payment shall be paid on units of eligible products under market funding programs where the sale is made, in whole or in part, via an online electronic point of sale system unless approved by Bayer in writing.
- Bayer reserves the final decision, in its absolute discretion, on whether purchasers are valid growers.
- Bayer reserves for a period of three (3) years from the 2022 Marketing Year the right to audit compliance with all conditions and provisions of this program or other Bayer offers which includes, but is not limited to, an audit of retailer/dealer's or grower's books/records and an inspection of facilities. If retailer/dealer or grower does not have the proper documentation for the three (3) year audit term, Bayer may treat such lack of valid documentation as if the sales were invalid and not properly made and subject to payment of the cost of the audit and forfeiture of program payments.
- Bayer reserves the right to debit future payments due or otherwise seek reimbursement if errors are discovered after payments have been issued.
- Bayer CropScience LP registers its products in the United States in accordance with and to meet U.S. regulatory standards. Such products are sold for labelled uses only and must be used only in accordance with all label instructions. Bayer recognizes that growers and exporting entities can participate in the global export markets for their commodities. However, standards, interpretation of those standards and testing procedures can vary significantly from country to country, and are subject to change. As such, while it will strive to assist growers by providing available information, Bayer **cannot guarantee** that meeting U.S. residue or tolerance standards will ensure compliance with maximum residue levels (MRLs) or other standards in place in importing countries. Growers and exporting entities are responsible to educate themselves about export markets and their requirements. If a grower or exporter is concerned about meeting and MRLs for an active ingredient or related metabolite, then testing for residues should be considered as an option to ensure residue levels are compliant with applicable MRL.

XtendiMax® Herbicide with VaporGrip® Technology is part of the Roundup Ready® Xtend Crop System, is a Restricted Use Pesticide and must be used with VaporGrip® Xtra Agent (or an approved equivalent vapor-reducing agent). For approved tankmix products (including VRAs and DRAs), nozzles and other important label information, visit www.XtendiMaxApplicationRequirements.com.

ALWAYS READ AND FOLLOW PESTICIDE LABEL DIRECTIONS.

For more information regarding the intellectual property protection for the seed products identified in this publication, please see www.dekalbagrovetdeltapine.com. **Roundup Technology®** includes glyphosate-based herbicide technologies. Aeris®, Balance® Flexx, Baythroid® XL, Corvus®, Degree Xtra®, Harness® Xtra, Huskie® Complete, Huskie® FX, Leverage® 360, Scoparia™ and XtendiMax® are Restricted Use Pesticides. Not all products are registered in all states and may be subject to use restrictions. The distribution, sale or use of an unregistered pesticide is a violation of federal and/or state law and is strictly prohibited. Check with your local dealer or representative for the product registration status in your state. **Tank mixtures:** The applicable labeling for each product must be in the possession of the user at the time of application. Follow applicable use instructions, including application rates, precautions and restrictions of each product used in the tank mixture. Not all tankmix product formulations have been tested for compatibility or performance other than specifically listed by brand name. Always predetermine the compatibility of tank mixtures by mixing small proportional quantities in advance. Degree® is a registered trademark of Monsanto Technology LLC. Fierce®, Mauler®, Select Max® Herbicide with Inside Technology™, and Valor® are trademarks of Valent U.S.A. LLC. Select Max® Herbicide with Inside Technology™ is covered under U.S. Patent No. 7,651,977. Absolute®, Aeris®, Asgrow®, Autumn™, Axiom®, Balance®, Bayer, Bayer Cross, Baythroid®, Capreno®, Corvus®, Degree Xtra®, DEKALB®, Delaro®, Deltapine®, DiFlexx®, EverGol®, Finish®, Gaicho®, Ginstar®, Harness®, Huskie®, Laudis®, Leverage®, Luxxur®, Nortron®, Oberon®, Olympus®, Osprey®, Proline®, Propulse®, Prosaro®, Provost®, Raxil®, Rimfire®, Roundup®, Roundup PowerMAX®, Roundup Ready®, Roundup Technology®, Roundup WeatherMAX®, RT 3®, Scoparia®, Sivanto®, Stance®, Stratego®, Trilex®, TripleFLEX®, VaporGrip®, Varro®, Velum®, Warrant®, WestBred®, Wolverine®, and XtendiMax® are trademarks of Bayer Group. For additional product information, call toll-free 1-866-99-BAYER (1-866-992-2937) or visit our website at www.BayerCropScience.us. Bayer CropScience LP, 900 North Lindbergh Boulevard, St. Louis, MO 63167. ©2021 Bayer Group. All rights reserved. 40062110329



Bayer is a member of Excellence Through Stewardship® (ETS). Bayer products are commercialized in accordance with ETS Product Launch Stewardship Guidance, and in compliance with Bayer's Policy for Commercialization of Biotechnology-Derived Plant Products in Commodity Crops. Commercialized products have been approved for import into key export markets with functioning regulatory systems. Any crop or material produced from this product can only be exported to, or used, processed or sold in countries where all necessary regulatory approvals have been granted. It is a violation of national and international law to move material containing biotech traits across boundaries into nations where import is not permitted. Growers should talk to their grain handler or product purchaser to confirm their buying position for this product. Excellence Through Stewardship® is a registered trademark of Excellence Through Stewardship.

SmartStax® PRO corn products will be commercially available for the 2022 growing season.

ALWAYS READ AND FOLLOW PESTICIDE LABEL DIRECTIONS. It is a violation of federal and state law to use any pesticide product other than in accordance with its labeling. NOT ALL formulations of dicamba or glyphosate are approved for in-crop use with Roundup Ready 2 Xtend® soybeans. NOT ALL formulations of dicamba, glyphosate or glufosinate are approved for in-crop use with products with XtendFlex® Technology. ONLY USE FORMULATIONS THAT ARE SPECIFICALLY LABELED FOR SUCH USES AND APPROVED FOR SUCH USE IN THE STATE OF APPLICATION. Contact the U.S. EPA and your state pesticide regulatory agency with any questions about the approval status of dicamba herbicide products for in-crop use with Roundup Ready 2 Xtend® soybeans or products with XtendFlex® Technology.

B.t. products may not yet be registered in all states. Check with your seed brand representative for the registration status in your state.

IMPORTANT IRM INFORMATION: RIB Complete® corn blend products do not require the planting of a structured refuge except in the Cotton-Growing Area where corn earworm is a significant pest. **See the IRM/Grower Guide for additional information. Always read and follow IRM requirements.**

Performance may vary, from location to location and from year to year, as local growing, soil and weather conditions may vary. Growers should evaluate data from multiple locations and years whenever possible and should consider the impacts of these conditions on the grower's fields.

Roundup Ready® 2 Technology contains genes that confer tolerance to glyphosate. **Roundup Ready 2 Xtend® soybeans contain genes that confer tolerance to glyphosate and dicamba. Products with XtendFlex® Technology** contains genes that confer tolerance to glyphosate, glufosinate and dicamba. Glyphosate will kill crops that are not tolerant to glyphosate. Dicamba will kill crops that are not tolerant to dicamba. Glufosinate will kill crops that are not tolerant to glufosinate. Contact your seed brand dealer or refer to the Bayer Technology Use Guide for recommended weed control programs.

Contact your Bayer retailer, refer to the Bayer Technology Use Guide, or call the technical support line at 1-888-283-6847 for recommended Roundup Ready® Xtend Crop System weed control programs.

Insect control technology provided by **Vip3A** is utilized under license from Syngenta Crop Protection AG. Services and products offered by The Climate Corporation are subject to the customer agreeing to our Terms of Service. Our services provide estimates or recommendations based on models. These do not guarantee results. Agronomists, commodities brokers and other service professionals should be consulted before making financial, risk management and farming decisions. More information at Climate.com/legal/disclaimer. **FieldView™** is a trademark of The Climate Corporation. **Herculex®** is a registered trademark of Dow AgroSciences LLC. **Agrisure Viptera®** is a registered trademark of a Syngenta group company. **LibertyLink®** and the **Water Droplet Design®** is a trademark of BASF Corporation. **Respect the Refuge** and **Corn Design®** and **Respect the Refuge®** are registered trademarks of National Corn Growers Association. **Bayer**, **Bayer Cross**, **DroughtGard®**, **RIB Complete®**, **Roundup Ready 2 Technology** and **Design™**, **Roundup Ready 2 Xtend®**, **Roundup Ready 2 Yield®**, **Roundup Ready®**, **SmartStax®**, **Stone Seed & Design™**, **Stone Seed™**, **Trecepta®**, **VT Double PRO®** and **XtendFlex®** are trademarks of Bayer Group. ©2021 Bayer Group. All rights reserved.



Before opening a bag of seed, be sure to read, understand and accept the stewardship requirements, including applicable refuge requirements for insect resistance management, for the biotechnology traits expressed in the seed as set forth in the Technology/Stewardship Agreement that you sign.

By opening and using a bag of seed, you are reaffirming your obligation and agreement to comply with the most recent stewardship requirements.



LIBERTY LINK



Roundup Ready 2 TECHNOLOGY

LOCALLY **TESTED.** LOCALLY **TRUSTED.**
LOCALLY **PROVEN.**



StoneSeed.com |  



WE KNOW ILLINOIS.